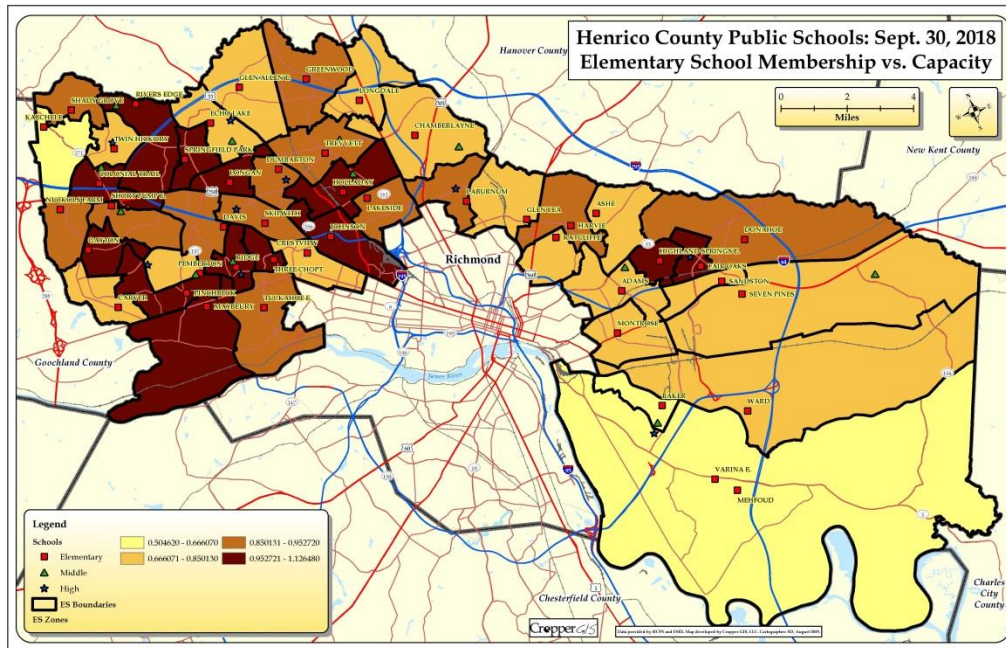


Henrico County Public Schools, VA Redistricting Project for 2021:

Options Enrollment Trends and Subdivision Developments

Revised: 11/01/2019



Project Goals

1. *Efficiently using all available space and planning for future county growth.*
2. *Determining attendance boundaries for the expanded Holladay Elementary School (7300 Galaxie Road), which will double in size when an addition opens for the 2021-22 school year.*
3. *Accounting for the increased building capacity available when replacements for Highland Springs (15 S. Oak Ave.) and J. R. Tucker (2910 Parham Rd.) high schools open on their current sites for the 2021-22 school year.*
4. *Reducing concentrations of poverty while balancing a community or neighborhood school concept.*






Cropper GIS

Enrollment Trends Assumptions

The following document contains a series of tables that depict the trends for current school enrollment and statistics for expected student yields from developments, as well as redistricting options that are being evaluated internally and publicly.

If there are more students in lower grade levels than the higher grade levels this shows enrollment growth since the lower, larger grade levels will move up through the school, while the higher, smaller grade levels will move on to the next school. Enrollment growth is symbolized by a green arrow pointing up. If there are fewer students in lower grade levels than the higher grade levels this shows enrollment decline since the lower, smaller grade levels will move up through the school, while the higher, larger grade levels will move on to the next school. A negative trend is symbolized by a red arrow pointing down. If the all of the grade levels are approximately the same size, then there is enrollment stability, this is symbolized by a yellow line. See the reference below for each of the symbols. All Student counts are based off of the 09/30/2018 HCPS Student Database.

The trend data helps to understand how enrollment will change with the absence of in-migration (i.e. future residential construction). In addition to the trend data, we have provided the number of students expected from future residential development. This will help understand the number of students that can be expected from future approved residential development (per the County Planning Office as of Aug. 1, 2019). It is important to not only look at future students from new housing, but also understand if a school area is expected to have enrollment growth, stability, or decline.

Enrollment Growth	
Enrollment Stability	
Enrollment Decline	

Elementary School Option Trends

Elementary School	2018-19 Boundaries Enrollment Trend	Option A Enrollment Trend	Option B Enrollment Trend
ADAMS ES	▼	▬	▼
ASHE ES	▲	▲	▲
BAKER ES	▬	▬	▬
CARVER ES	▬	▬	▼
CHAMBERLAYNE ES	▼	▼	▼
COLONIAL TRAIL ES	▼	▼	▲
CRESTVIEW ES	▼	▼	▼
DAVIS ES	▲	▲	▲
DONAHOE ES	▼	▬	▬
DUMBARTON ES	▲	▬	▲
ECHO LAKE ES	▼	▬	▬
FAIR OAKS ES	▲	▬	▬
GAYTON ES	▼	▼	▼
GLEN ALLEN ES	▼	▼	▼
GLEN LEA ES	▼	▬	▬
GREENWOOD ES	▬	▼	▼
HARVIE ES	▼	▼	▬
HIGHLAND SPRINGS ES	▲	▲	▲
HOLLADAY ES	▲	▲	▲
JOHNSON ES	▬	▬	▬
KAECHLE ES	▼	▼	▼
LABURNUM ES	▬	▬	▬
LAKESIDE ES	▼	▼	▼
LONGAN ES	▼	▬	▬
LONGDALE ES	▼	▬	▼
MAYBEURY ES	▼	▼	▼
MEHFOUD ES	▼	▼	▼
VARINA ES	▼	▼	▼
MONTROSE ES	▼	▼	▼
NUCKOLS FARM ES	▲	▲	▲
PEMBERTON ES	▬	▬	▬
PINCHBECK ES	▼	▼	▼
RATCLIFFE ES	▲	▼	▼
RIDGE ES	▼	▬	▬
RIVERS EDGE ES	▲	▬	▬
SANDSTON ES	▼	▼	▼
SEVEN PINES ES	▼	▬	▬
SHADY GROVE ES	▼	▼	▼
SHORT PUMP ES	▲	▲	▼
SKIPWITH ES	▲	▲	▲
SPRINGFIELD PARK ES	▼	▼	▼
THREE CHOPT ES	▲	▬	▬
TREVVET ES	▼	▬	▬
TUCKAHOE ES	▬	▼	▼
TWIN HICKORY ES	▼	▼	▼
WARD ES	▼	▼	▼
Total	▼	▼	▼

Elementary School Expected Students from Developments

Elementary School	2018-19 Boundary Expected ES Students	Option A Expected ES Students	Option B Expected ES Students
ADAMS ES	67	67	67
ASHE ES	25	25	61
BAKER ES	33	33	33
CARVER ES			
CHAMBERLAYNE ES	8	8	8
COLONIAL TRAIL ES	182	182	85
CRESTVIEW ES			
DAVIS ES	8	9	109
DONAHOE ES	78	78	42
DUMBARTON ES	36	36	37
ECHO LAKE ES	2	2	2
FAIR OAKS ES	10	10	10
GAYTON ES	2	2	2
GLEN ALLEN ES	8	8	8
GLEN LEA ES			
GREENWOOD ES	293	293	293
HARVIE ES	42	42	42
HIGHLAND SPRINGS ES	14	14	14
HOLLADAY ES	32	48	48
JOHNSON ES	9	2	2
KAECHLE ES	41	41	49
LABURNUM ES			
LAKESIDE ES	7	7	7
LONGAN ES	0		
LONGDALE ES	73	73	73
MAYBEURY ES	352	9	9
MEHFOUD ES & VARIAN ES	417	417	417
MONTROSE ES	31	31	31
NUCKOLS FARM ES	22	22	22
PEMBERTON ES			1
PINCHBECK ES			
RATCLIFFE ES	0	0	0
RIDGE ES	1	343	343
RIVERS EDGE ES	347	345	78
SANDSTON ES			1
SEVEN PINES ES	15	15	14
SHADY GROVE ES	2	2	2
SHORT PUMP ES			
SKIPWITH ES	9		
SPRINGFIELD PARK ES	8	10	277
THREE CHOPT ES			
TREVVETT ES	13	13	13
TUCKAHOE ES	6	6	6
TWIN HICKORY ES	28	28	17
WARD ES	161	161	161
Total	2381	2381	2381

Note: Counts of individual schools may not add up to the total due to rounding.

Middle School Option Enrollment Trends

Middle School	2018-19 Boundaries Enrollment Trend	Option A Enrollment Trend	Option B Enrollment Trend
BROOKLAND MS	▲	▲	▲
ELKO MS	▼	▼	▼
FAIRFIELD MS	▬	▬	▼
HOLMAN MS	▼	▼	▲
HUNGARY CREEK MS	▼	▼	▼
L. DOUGLAS WILDER MS	▼	▼	▲
MOODY MS	▼	▬	▬
POCAHONTAS MS	▲	▲	▲
QUIOCCASIN MS	▲	▲	▲
ROLFE MS	▼	▲	▲
SHORT PUMP MS	▼	▲	▼
TUCKAHOE MS	▼	▲	▲
Total	▼	▼	▼

Middle School Expected Students from Developments

Middle School	2018-19 Boundary Expected MS Students	Option A Expected MS Students	Option B Expected MS Students
BROOKLAND MS	72	219	221
ELKO MS	150	57	57
FAIRFIELD MS	76	76	76
HOLMAN MS	159	21	20
HUNGARY CREEK MS	155	10	10
L. DOUGLAS WILDER MS	0	5	2
MOODY MS	19	19	19
POCAHONTAS MS	1	65	47
QUIOCCASIN MS	51	5	5
ROLFE MS	251	344	344
SHORT PUMP MS	108	224	243
TUCKAHOE MS	143	142	142
Total	1186	1186	1186

Note: Counts of individual schools may not add up to the total due to rounding.

High School Option Enrollment Trends

High School	2018-19 Boundaries Enrollment Trend	Option A Enrollment Trend	Option B Enrollment Trend
DEEP RUN HS	▼	▼	▼
FREEMAN HS	▼	▼	▼
GLEN ALLEN HS	▼	▼	▬
GODWIN HS	▼	▼	▼
HENRICO HS	▼	▼	▼
HERMITAGE HS	▬	▲	▲
HIGHLAND SPRINGS HS	▼	▼	▼
TUCKER HS	▲	▲	▲
VARINA HS	▼	▼	▼
Total	▼	▼	▼

High School Option Expected Students from Developments

Middle School	2018-19 Boundary Expected MS Students	Option A Expected MS Students	Option B Expected MS Students
BROOKLAND MS	72	219	221
ELKO MS	150	57	57
FAIRFIELD MS	76	76	76
HOLMAN MS	159	21	20
HUNGARY CREEK MS	155	10	10
L. DOUGLAS WILDER MS	0	5	2
MOODY MS	19	19	19
POCAHONTAS MS	1	65	47
QUIOCCASIN MS	51	5	5
ROLFE MS	251	344	344
SHORT PUMP MS	108	224	243
TUCKAHOE MS	143	142	142
Total	1186	1186	1186