Henrico County Public Schools
Elementary DRAFT Option D1

HCPS
Henrico County Public Schools

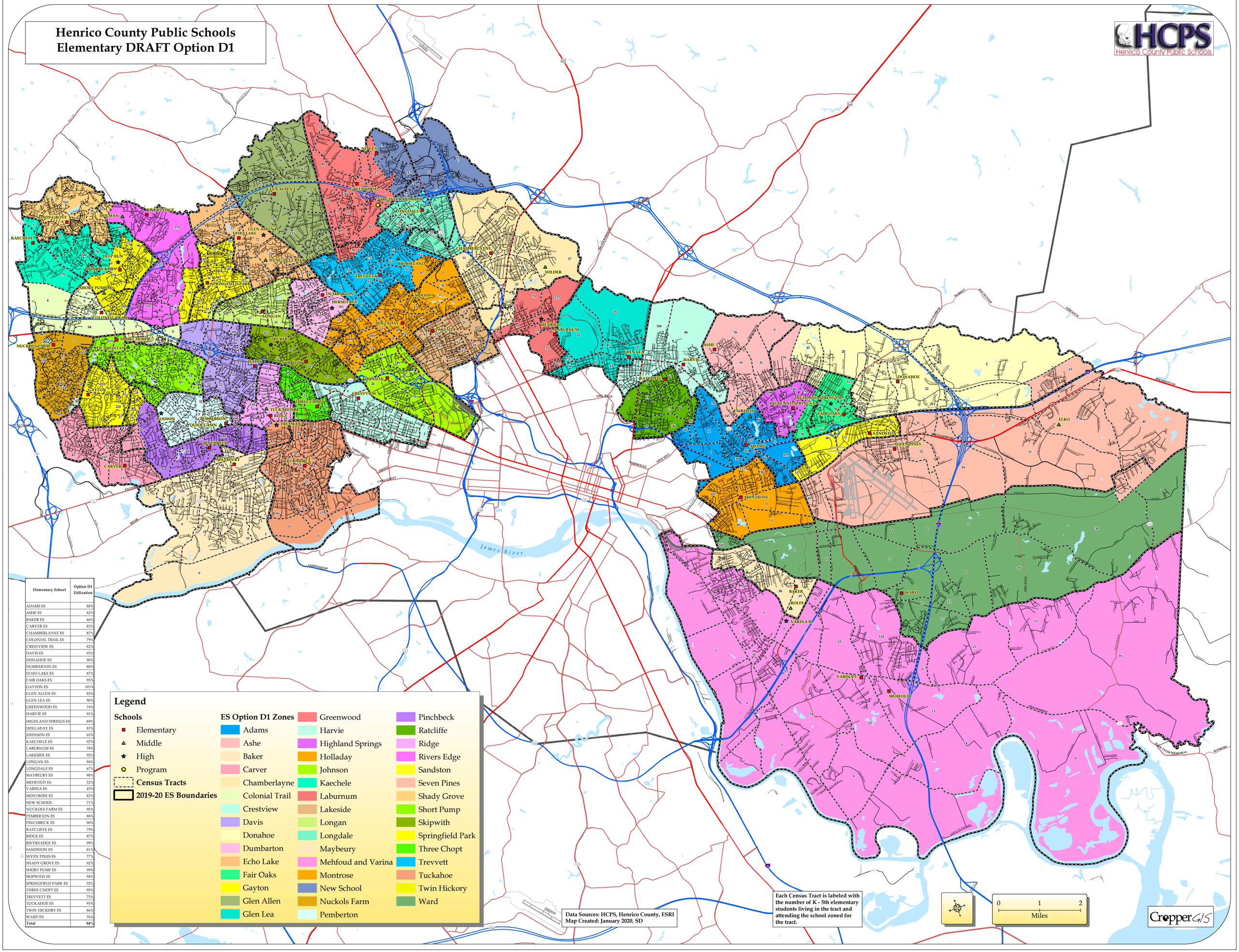

Elementary School	Option D1 Utilization
ADAMS ES	88%
ASHE ES	82%
BAKER ES	66%
CARVER ES	83%
CHAMBERLAYNE ES	87%
COLONIAL TRAIL ES	79%
CRESTVIEW ES	82%
DAVIS ES	93%
DONAHOE ES	90%
DUMBARTON ES	80%
ECHO LAKE ES	87%
FAIR OAKS ES	95%
GAYTON ES	103%
GLEN ALLEN ES	85%
GLEN LEA ES	90%
GREENWOOD ES	74%
HARVIE ES	91%
HIGHLAND SPRINGS ES	89%
HOLLADAY ES	83%
JOHNSON ES	65%
KAECHELE ES	92%
LABURNUM ES	78%
LAKESIDE ES	92%
LONGAN ES	94%
LONGDALE ES	67%
MAYBEURY ES	90%
MEHFOUD ES	52%
VARINA ES	45%
MONTROSE ES	82%
NEW SCHOOL	71%
NUCKOLS FARM ES	95%
PEMBERTON ES	88%
PINCHBECK ES	90%
RATCLIFFE ES	79%
RIDGE ES	87%
RIVERS EDGE ES	99%
SANDSTON ES	81%
SEVEN PINES ES	77%
SHADY GROVE ES	92%
SHORT PUMP ES	99%
SKIPWITH ES	94%
SPRINGFIELD PARK ES	92%
THREE CHOPT ES	95%
TREVVETT ES	75%
TUCKAHOE ES	93%
TWIN HICKORY ES	86%
WARD ES	76%
Total	**84%**

Henrico County Public Schools
Elementary DRAFT Option D2

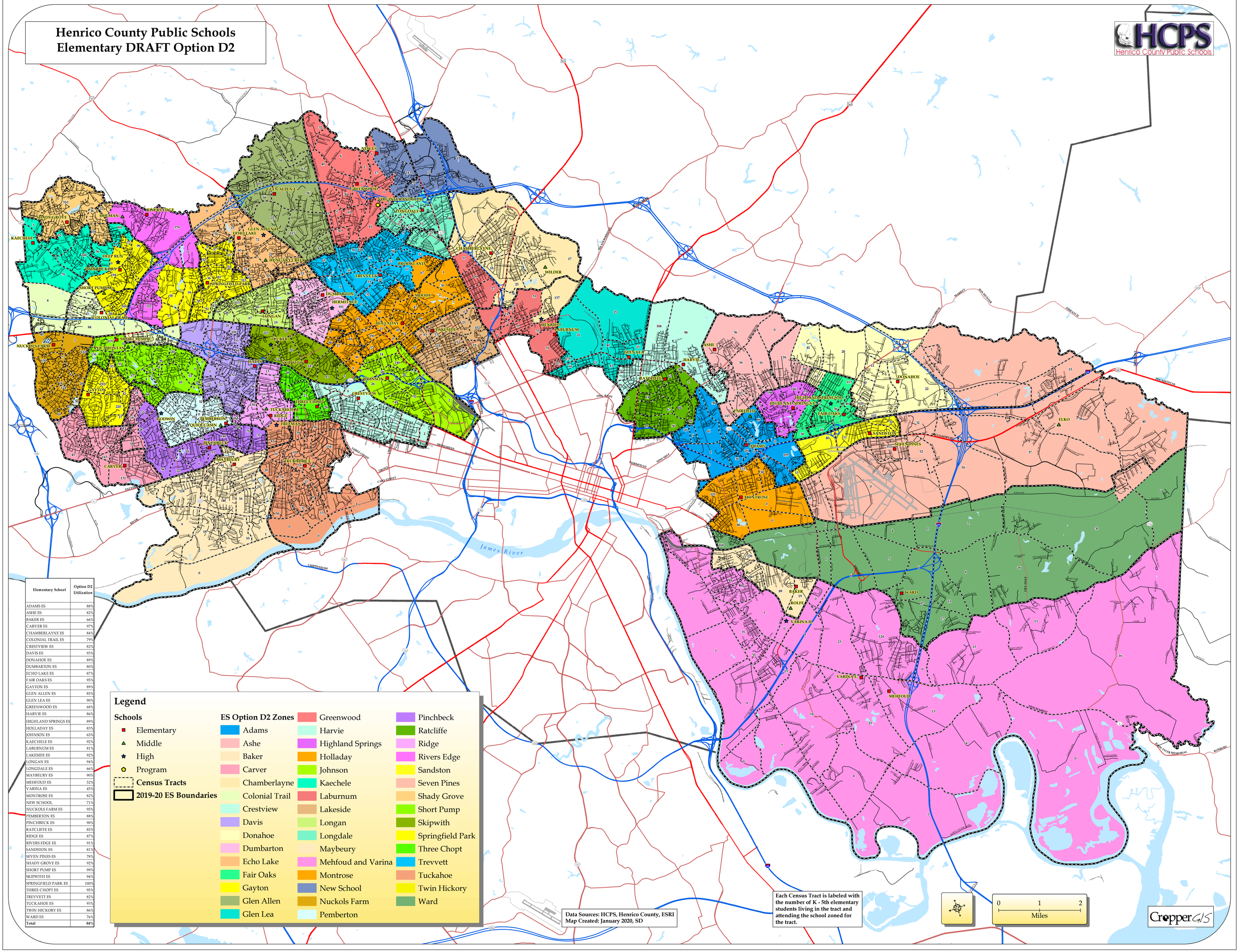

Elementary School	Option D2 Utilization
ADAMS ES	88%
ASHE ES	82%
BAKER ES	66%
CARVER ES	97%
CHAMBERLAYNE ES	84%
COLONIAL TRAIL ES	79%
CRESTVIEW ES	82%
DAVIS ES	93%
DONAHOE ES	89%
DUMBARTON ES	80%
ECHO LAKE ES	87%
FAIR OAKS ES	95%
GAYTON ES	89%
GLEN ALLEN ES	85%
GLEN LEA ES	90%
GREENWOOD ES	68%
HARVIE ES	86%
HIGHLAND SPRINGS ES	89%
HOLLADAY ES	83%
JOHNSON ES	65%
KAECHELE ES	92%
LABURNUM ES	81%
LAKESIDE ES	92%
LONGAN ES	94%
LONGDALE ES	66%
MAYBEURY ES	90%
MEHFOUD ES	52%
VARINA ES	45%
MONTROSE ES	82%
NEW SCHOOL	71%
NUCKOLS FARM ES	95%
PEMBERTON ES	88%
PINCHBECK ES	90%
RATCLIFFE ES	85%
RIDGE ES	87%
RIVERS EDGE ES	91%
SANDSTON ES	81%
SEVEN PINES ES	78%
SHADY GROVE ES	92%
SHORT PUMP ES	99%
SKIPWITH ES	94%
SPRINGFIELD PARK ES	100%
THREE CHOPT ES	95%
TREVVETT ES	82%
TUCKAHOE ES	93%
TWIN HICKORY ES	86%
WARD ES	76%
Total	**84%**

Henrico County Public Schools
Elementary DRAFT Option E1

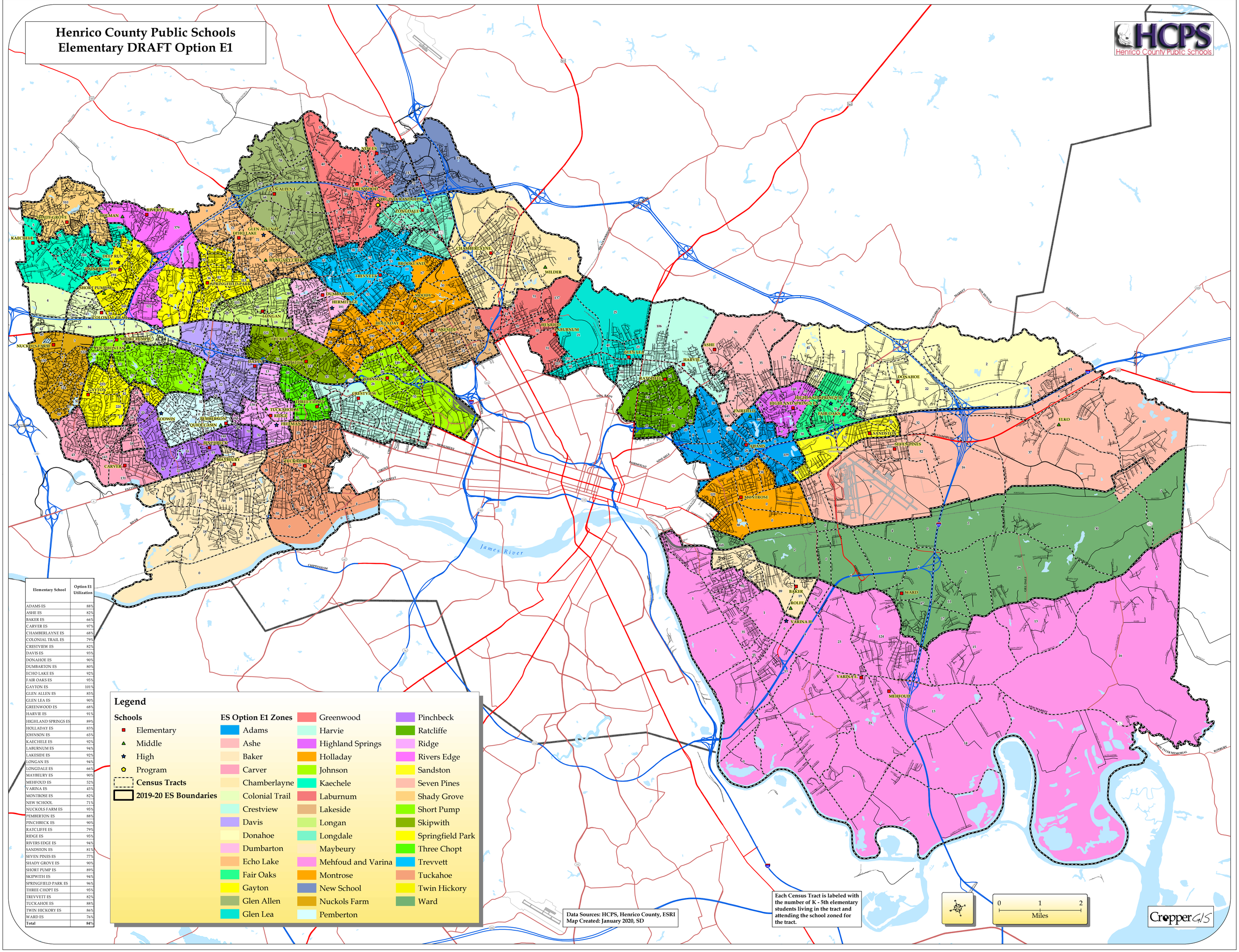

Elementary School	Option E1 Utilization
ADAMS ES	88%
ASHE ES	82%
BAKER ES	66%
CARVER ES	97%
CHAMBERLAYNE ES	68%
COLONIAL TRAIL ES	79%
CRESTVIEW ES	82%
DAVIS ES	93%
DONAHOE ES	90%
DUMBARTON ES	80%
ECHO LAKE ES	92%
FAIR OAKS ES	95%
GAYTON ES	101%
GLEN ALLEN ES	85%
GLEN LEA ES	90%
GREENWOOD ES	68%
HARVIE ES	91%
HIGHLAND SPRINGS ES	89%
HOLLADAY ES	83%
JOHNSON ES	65%
KAECHELE ES	92%
LABURNUM ES	94%
LAKESIDE ES	92%
LONGAN ES	94%
LONGDALE ES	66%
MAYBEURY ES	90%
MEHFOUD ES	52%
VARINA ES	45%
MONTROSE ES	82%
NEW SCHOOL	71%
NUCKOLS FARM ES	95%
PEMBERTON ES	88%
PINCHBECK ES	90%
RATCLIFFE ES	79%
RIDGE ES	95%
RIVERS EDGE ES	94%
SANDSTON ES	81%
SEVEN PINES ES	77%
SHADY GROVE ES	90%
SHORT PUMP ES	89%
SKIPWITH ES	94%
SPRINGFIELD PARK ES	96%
THREE CHOPT ES	95%
TREVVETT ES	82%
TUCKAHOE ES	88%
TWIN HICKORY ES	86%
WARD ES	76%
Total	**84%**

Henrico County Public Schools
Elementary DRAFT Option E2

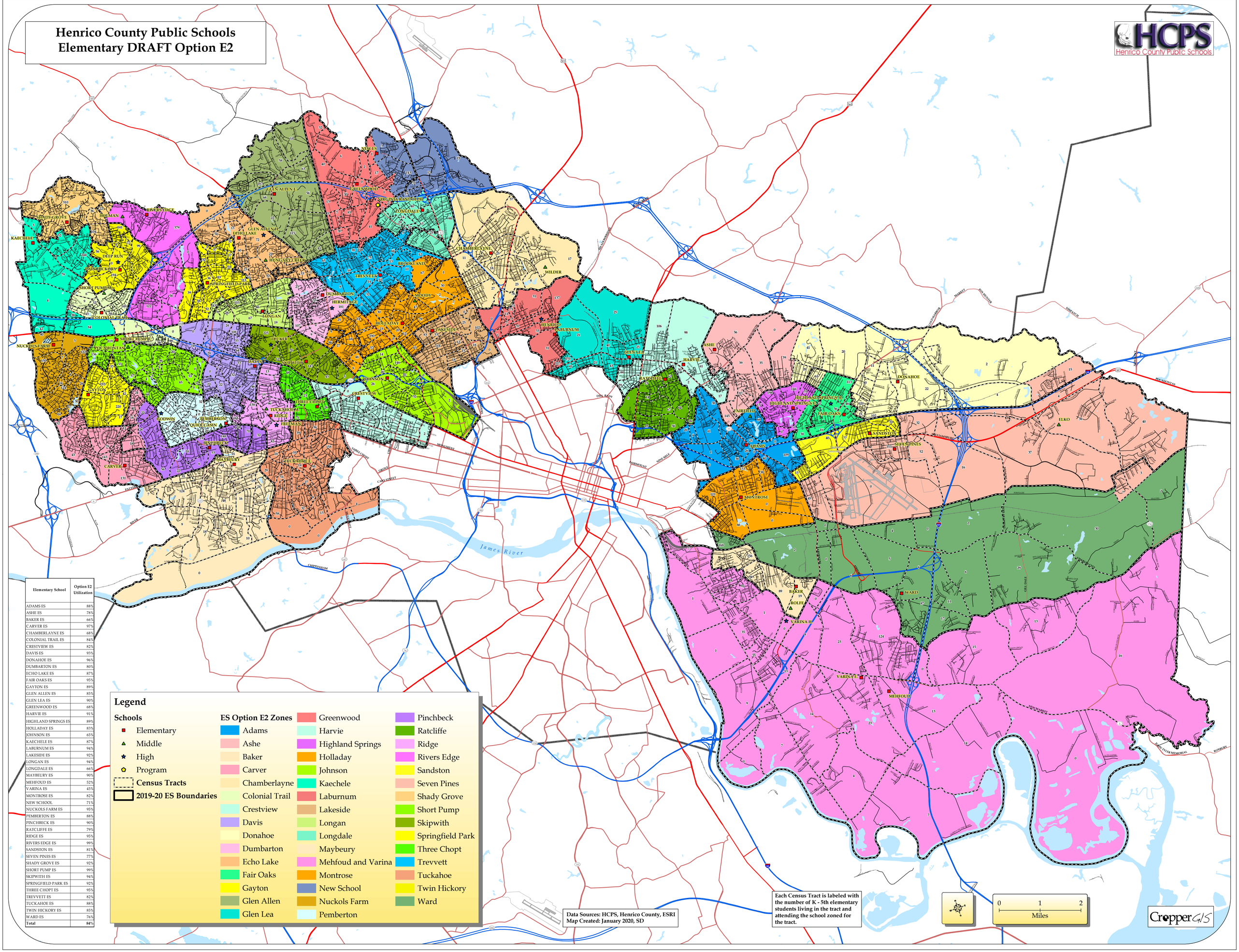

Elementary School	Option E2 Utilization
ADAMS ES	88%
ASHE ES	78%
BAKER ES	66%
CARVER ES	97%
CHAMBERLAYNE ES	68%
COLONIAL TRAIL ES	84%
CRESTVIEW ES	82%
DAVIS ES	93%
DONAHOE ES	96%
DUMBARTON ES	80%
ECHO LAKE ES	87%
FAIR OAKS ES	95%
GAYTON ES	89%
GLEN ALLEN ES	85%
GLEN LEA ES	90%
GREENWOOD ES	68%
HARVIE ES	91%
HIGHLAND SPRINGS ES	89%
HOLLADAY ES	83%
JOHNSON ES	65%
KAECHELE ES	87%
LABURNUM ES	94%
LAKESIDE ES	92%
LONGAN ES	94%
LONGDALE ES	66%
MAYBEURY ES	90%
MEHFOUD ES	52%
VARINA ES	45%
MONTROSE ES	82%
NEW SCHOOL	71%
NUCKOLS FARM ES	95%
PEMBERTON ES	88%
PINCHBECK ES	90%
RATCLIFFE ES	79%
RIDGE ES	95%
RIVERS EDGE ES	99%
SANDSTON ES	81%
SEVEN PINES ES	77%
SHADY GROVE ES	92%
SHORT PUMP ES	99%
SKIPWITH ES	94%
SPRINGFIELD PARK ES	92%
THREE CHOPT ES	95%
TREVVETT ES	82%
TUCKAHOE ES	88%
TWIN HICKORY ES	85%
WARD ES	76%
Total	**84%**

Henrico County Public Schools
Middle School DRAFT Option D1

HCPS
Henrico County Public Schools

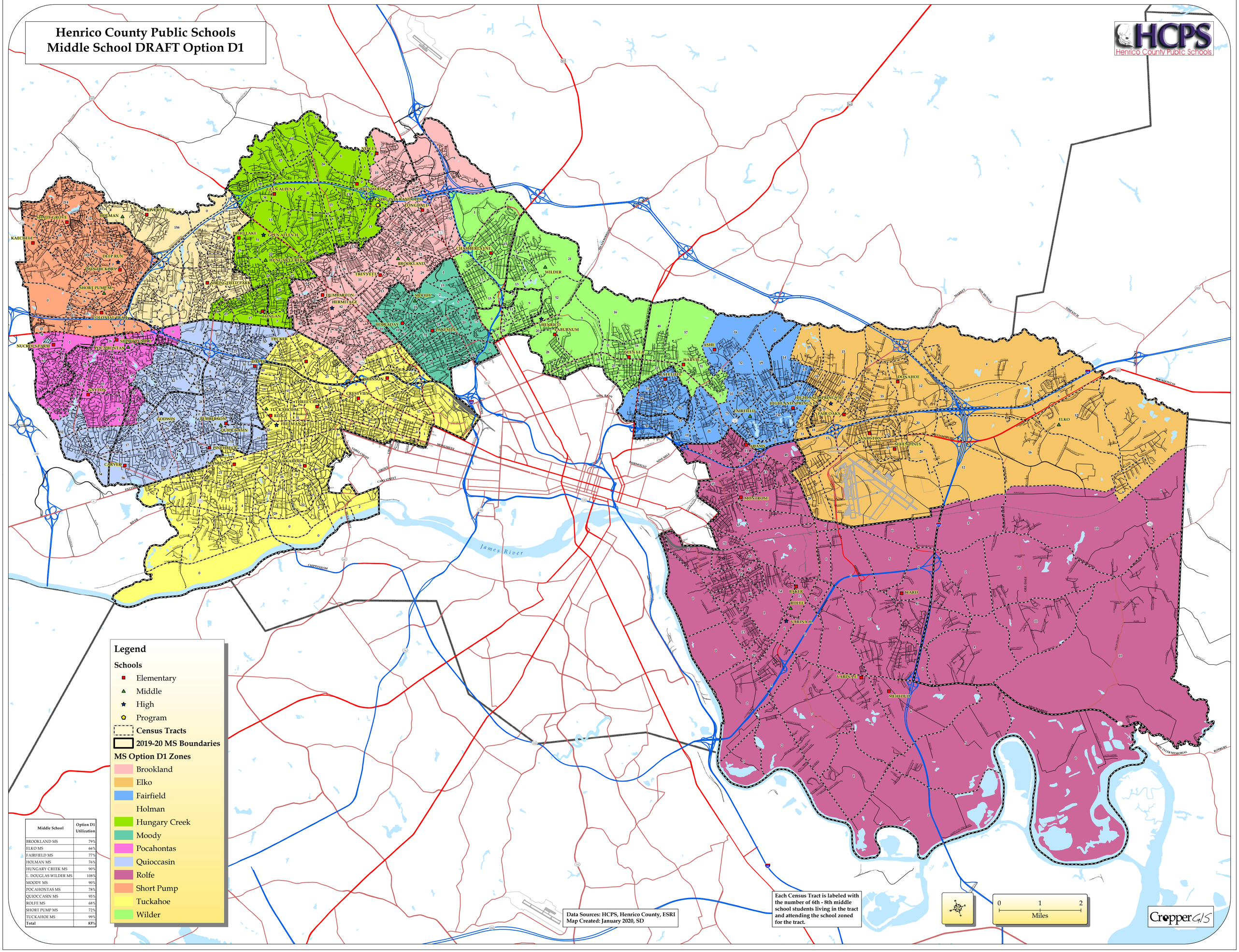

Middle School	Option D1 Utilization
BROOKLAND MS	79%
ELKO MS	66%
FAIRFIELD MS	77%
HOLMAN MS	76%
HUNGARY CREEK MS	90%
L. DOUGLAS WILDER MS	108%
MOODY MS	90%
POCAHONTAS MS	78%
QUIOCCASIN MS	95%
ROLFE MS	68%
SHORT PUMP MS	72%
TUCKAHOE MS	99%
Total	**83%**

Henrico County Public Schools
Middle School DRAFT Option D2

HCPS
Henrico County Public Schools

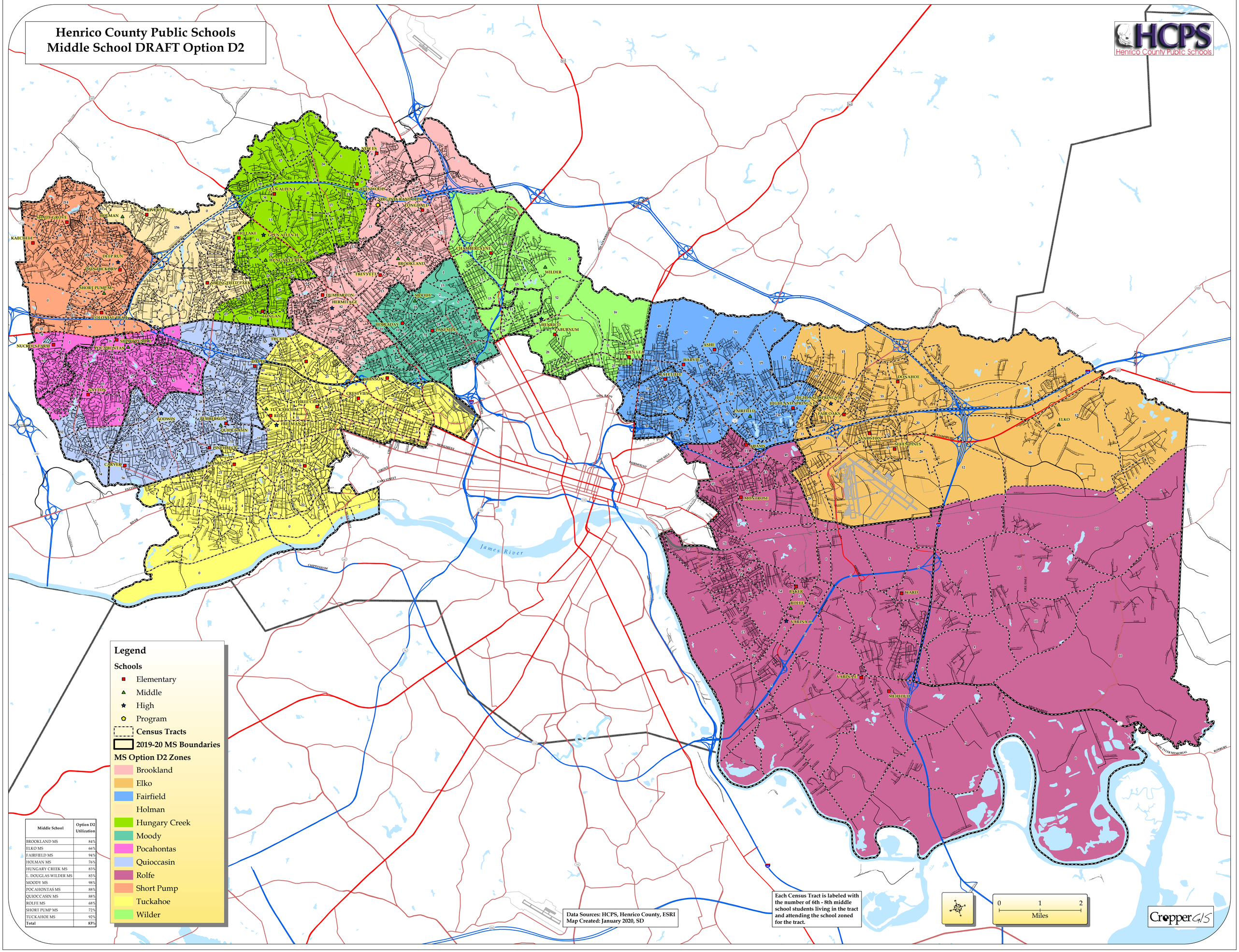

Middle School	Option D2 Utilization
BROOKLAND MS	84%
ELKO MS	66%
FAIRFIELD MS	94%
HOLMAN MS	76%
HUNGARY CREEK MS	83%
L. DOUGLAS WILDER MS	85%
MOODY MS	98%
POCAHONTAS MS	88%
QUIOCCASIN MS	88%
ROLFE MS	68%
SHORT PUMP MS	72%
TUCKAHOE MS	92%
Total	**83%**

Henrico County Public Schools
Middle School DRAFT Option E1

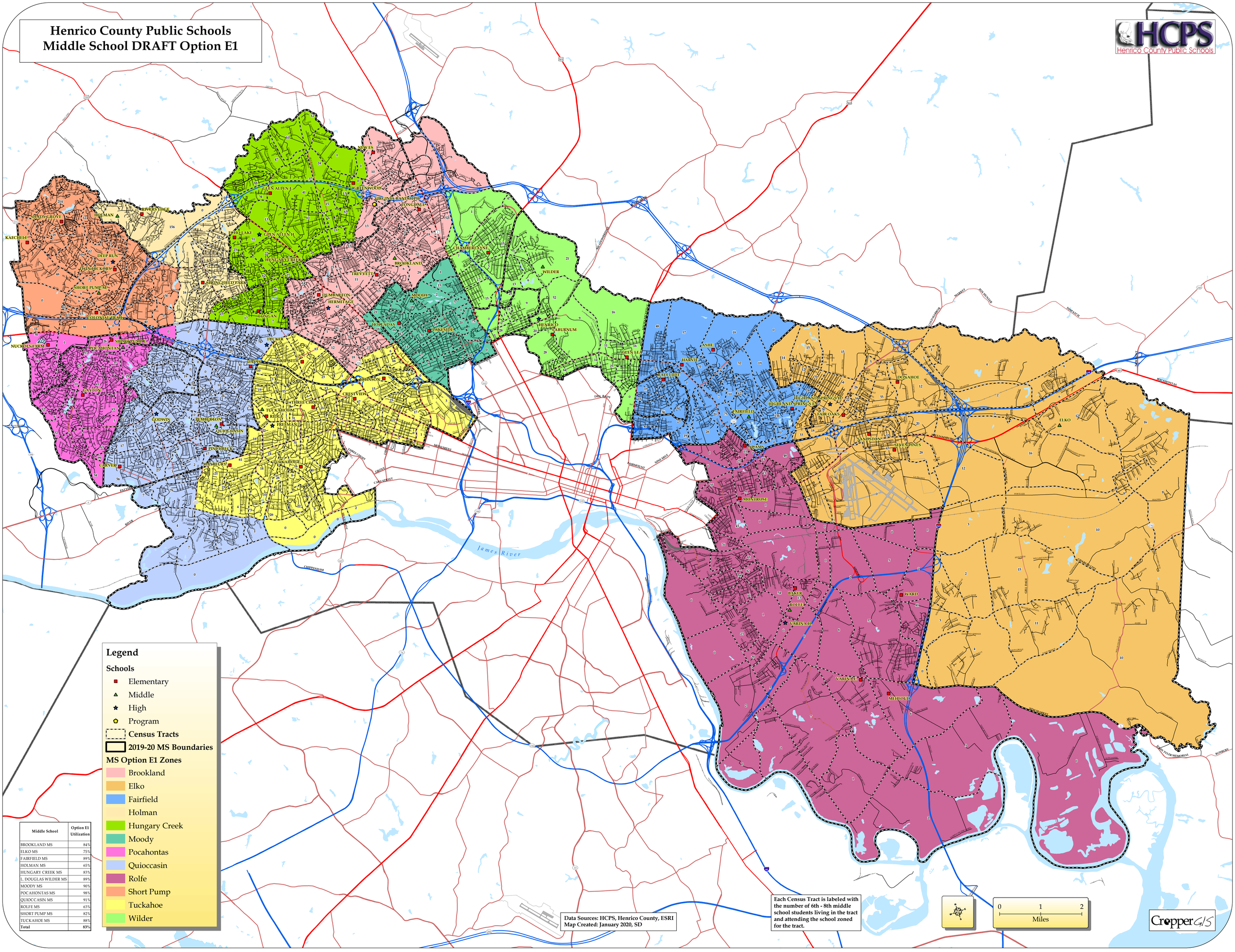

Middle School	Option E1 Utilization
BROOKLAND MS	84%
ELKO MS	75%
FAIRFIELD MS	89%
HOLMAN MS	65%
HUNGARY CREEK MS	83%
L. DOUGLAS WILDER MS	89%
MOODY MS	90%
POCAHONTAS MS	98%
QUIOCCASIN MS	91%
ROLFE MS	63%
SHORT PUMP MS	82%
TUCKAHOE MS	88%
Total	**83%**

Henrico County Public Schools
Middle School DRAFT Option E2

HCPS
Henrico County Public Schools

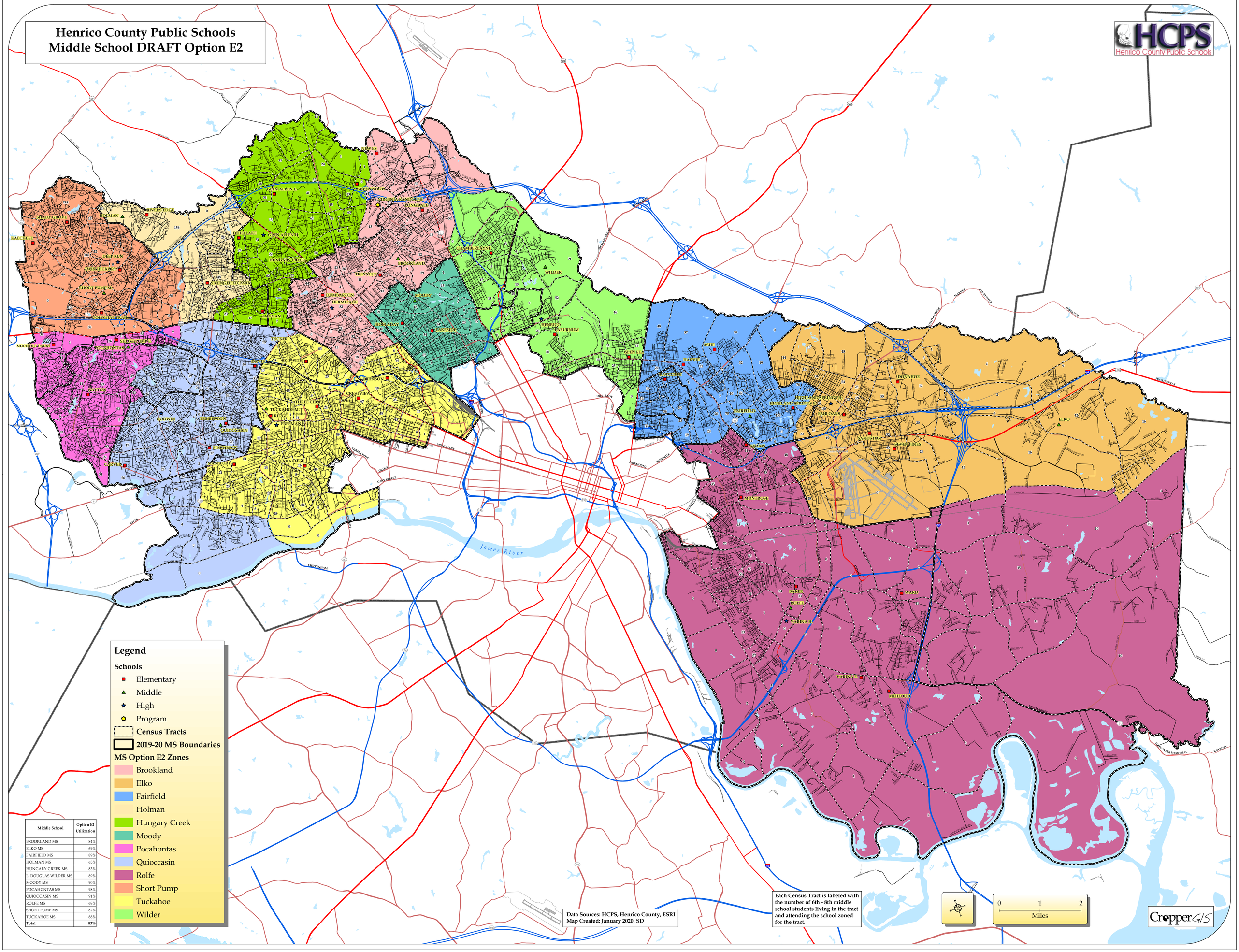

Middle School	Option E2 Utilization
BROOKLAND MS	84%
ELKO MS	69%
FAIRFIELD MS	89%
HOLMAN MS	65%
HUNGARY CREEK MS	83%
L. DOUGLAS WILDER MS	89%
MOODY MS	90%
POCAHONTAS MS	98%
QUIOCCASIN MS	91%
ROLFE MS	68%
SHORT PUMP MS	82%
TUCKAHOE MS	88%
Total	**83%**

Henrico County Public Schools
High School DRAFT Option D1

HCPS
Henrico County Public Schools

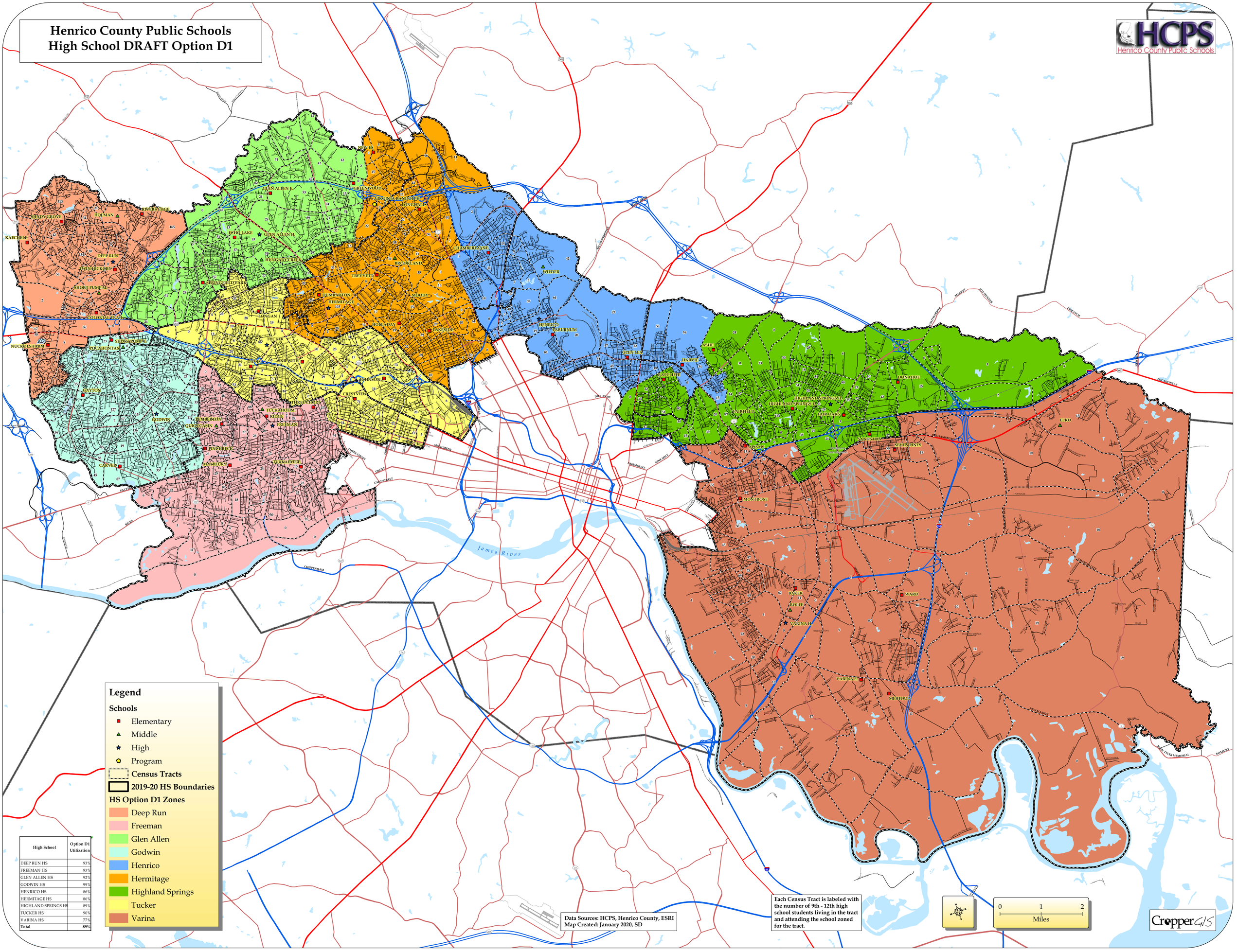

High School	Option D1 Utilization
DEEP RUN HS	93%
FREEMAN HS	93%
GLEN ALLEN HS	92%
GODWIN HS	99%
HENRICO HS	86%
HERMITAGE HS	86%
HIGHLAND SPRINGS HS	89%
TUCKER HS	90%
VARINA HS	77%
Total	**89%**

Henrico County Public Schools
High School DRAFT Option D2

HCPS
Henrico County Public Schools

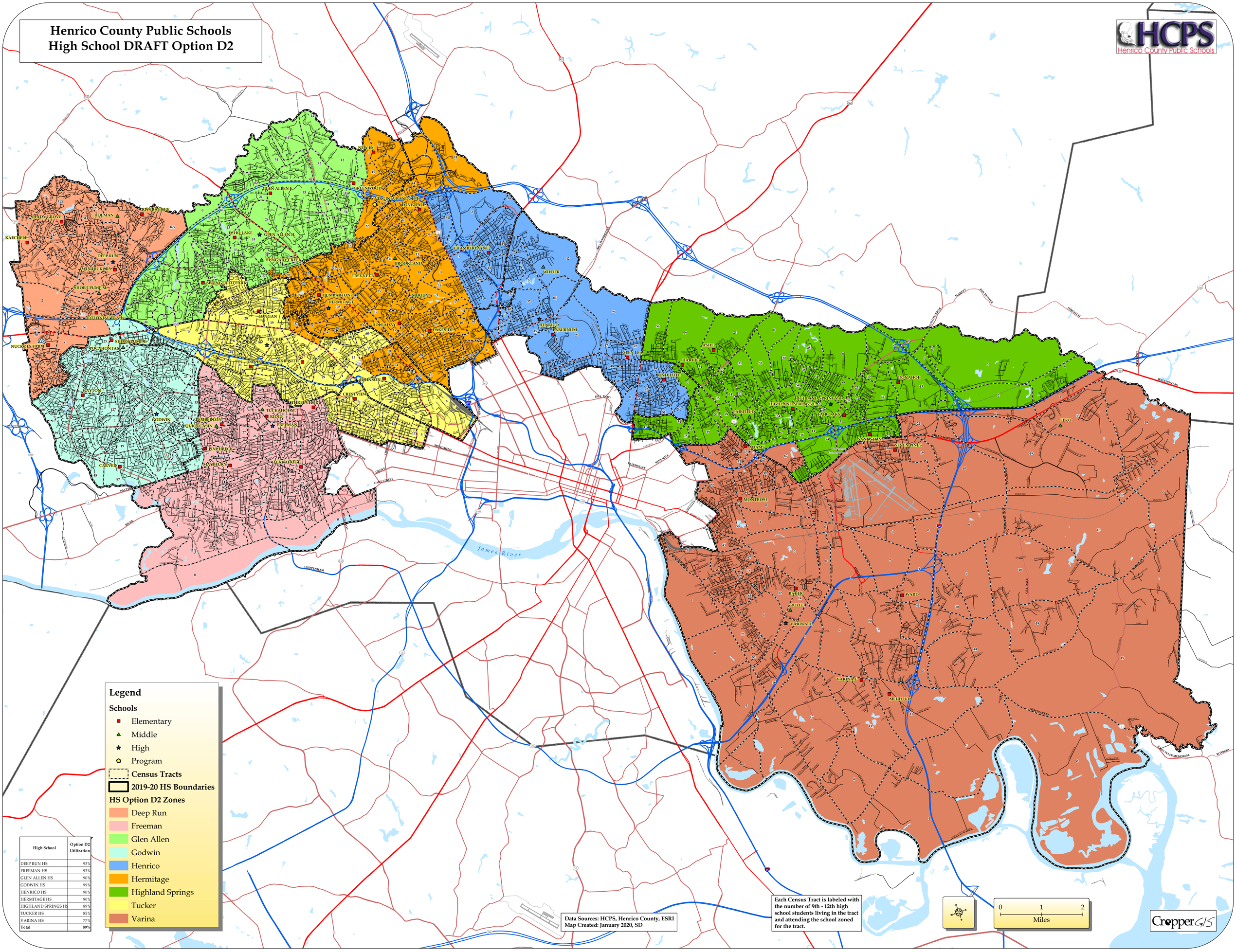

High School	Option D2 Utilization
DEEP RUN HS	93%
FREEMAN HS	93%
GLEN ALLEN HS	90%
GODWIN HS	99%
HENRICO HS	90%
HERMITAGE HS	90%
HIGHLAND SPRINGS HS	89%
TUCKER HS	85%
VARINA HS	77%
Total	**89%**

Henrico County Public Schools
High School DRAFT Option E1

HCPS
Henrico County Public Schools

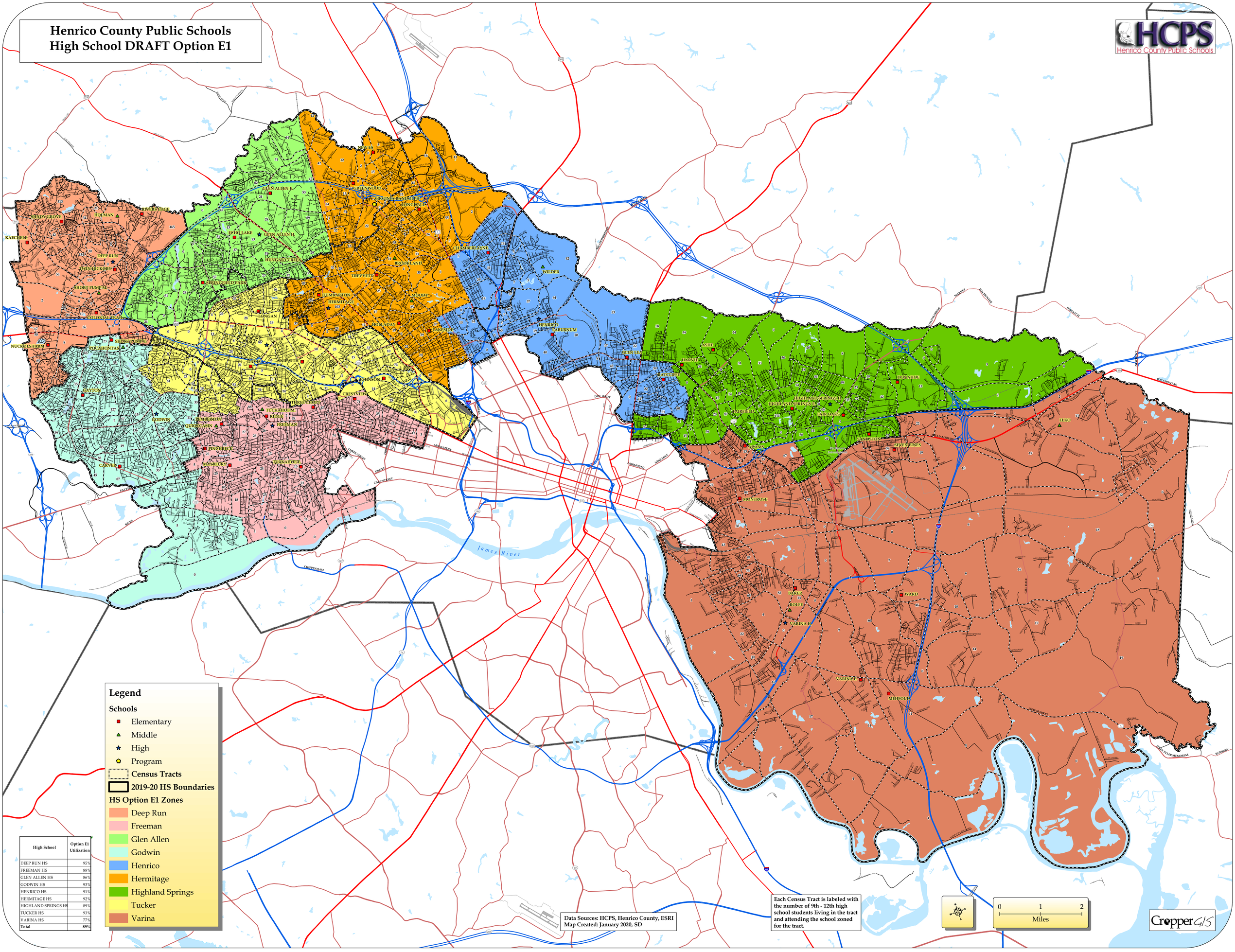

High School	Option E1 Utilization
DEEP RUN HS	95%
FREEMAN HS	88%
GLEN ALLEN HS	86%
GODWIN HS	93%
HENRICO HS	91%
HERMITAGE HS	92%
HIGHLAND SPRINGS HS	89%
TUCKER HS	93%
VARINA HS	77%
Total	**89%**

Henrico County Public Schools
High School DRAFT Option E2

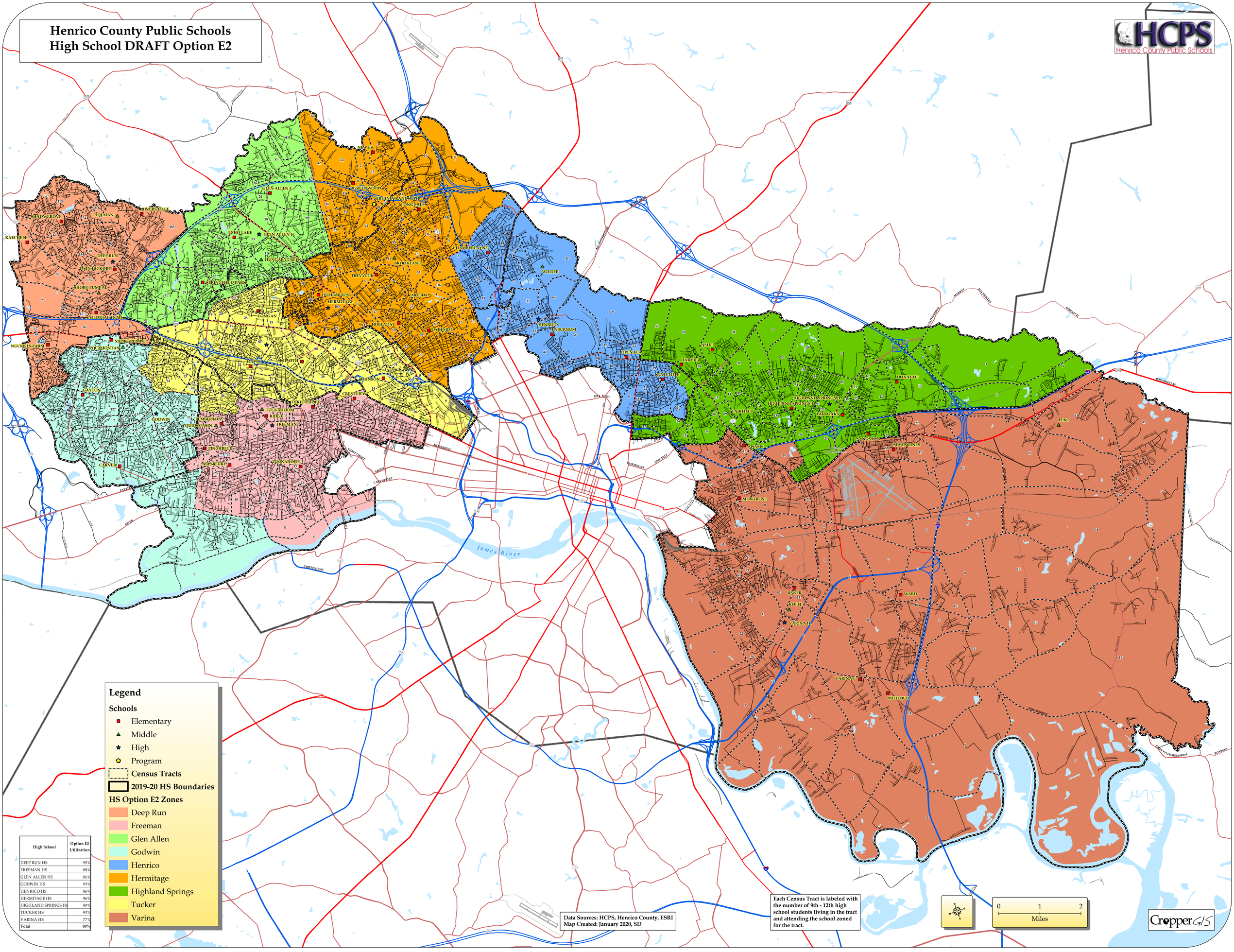

High School	Option E2 Utilization
DEEP RUN HS	95%
FREEMAN HS	88%
GLEN ALLEN HS	86%
GODWIN HS	93%
HENRICO HS	86%
HERMITAGE HS	96%
HIGHLAND SPRINGS HS	89%
TUCKER HS	93%
VARINA HS	77%
Total	**89%**