Henrico County Public Schools, VA Redistricting Project for 2021:

Secondary Committee Options Statistics

Revised: 10/17/2019

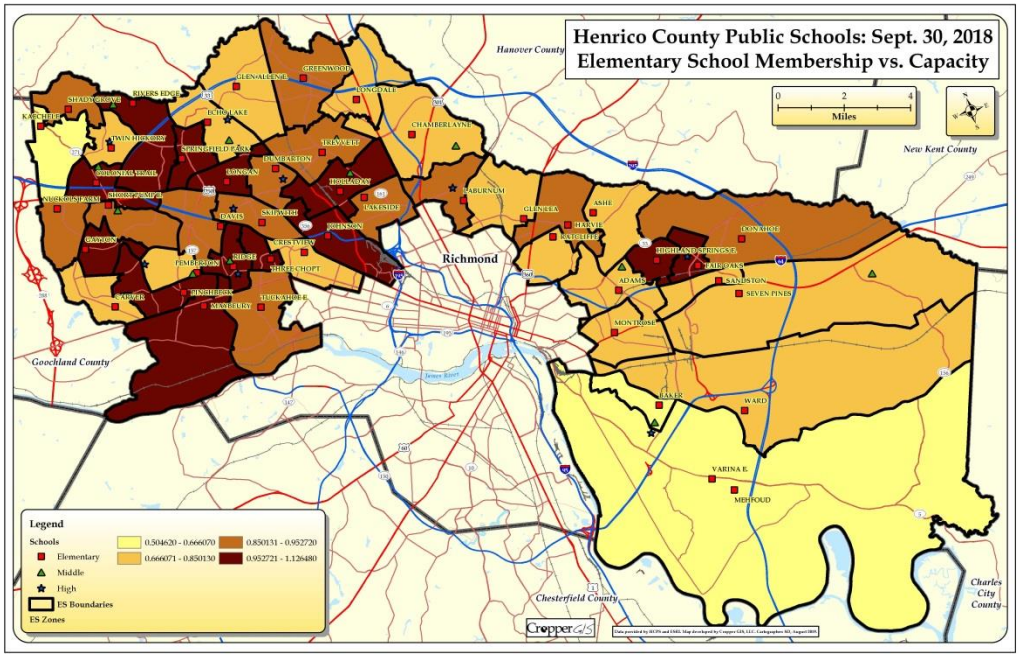

Project Goals

1. *Efficiently using all available space and planning for future county growth.*
2. *Determining attendance boundaries for the expanded Holladay Elementary School (7300 Galaxie Road), which will double in size when an addition opens for the 2021-22 school year.*
3. *Accounting for the increased building capacity available when replacements for Highland Springs (15 S. Oak Ave.) and J. R. Tucker (2910 Parham Rd.) high schools open on their current sites for the 2021-22 school year.*
4. *Reducing concentrations of poverty while balancing a community or neighborhood school concept.*

HCPS
Henrico County Public Schools

Cropper GIS

Table of Contents

Table of Contents

Enrollment Statistics Assumptions	1
Glossary of Terms	43

List of Tables

Elementary School Option Enrollment Statistics	2
Elementary School Option Utilization Statistics	3
Elementary School Enrollment by Grade	4
Elementary School Option 1 Estimated Enrollment by Grade	5
Elementary School Option 2 Estimated Enrollment by Grade	6
Elementary School Option 3 Estimated Enrollment by Grade	7
Elementary School Option 4 Estimated Enrollment by Grade	8
Elementary School Option 5 Estimated Enrollment by Grade	9
Elementary School Option 6 Estimated Enrollment by Grade	10
Elementary School to Middle School Feeder Patterns	11
Elementary School Option Impacts	18
Middle School Option Enrollment Statistics	21
Middle School Option Utilization Statistics	21
Middle School Enrollment by Grade	22
Middle School Option 1 Estimated Enrollment by Grade	22
Middle School Option 2 Estimated Enrollment by Grade	23
Middle School Option 3 Estimated Enrollment by Grade	23
Middle School Option 4 Estimated Enrollment by Grade	24
Middle School Option 5 Estimated Enrollment by Grade	24
Middle School Option 6 Estimated Enrollment by Grade	25
Middle School to High School Feeder Patterns	26
Middle School Option Impacts	33
High School Option Enrollment Statistics	36
High School Option Utilization Statistics	36
High School Option Enrollment by Grade	37
High School Option 1 Estimated Enrollment by Grade	37
High School Option 2 Estimated Enrollment by Grade	38
High School Option 3 Estimated Enrollment by Grade	38
High School Option 4 Estimated Enrollment by Grade	39
High School Option 5 Estimated Enrollment by Grade	39
High School Option 6 Estimated Enrollment by Grade	40
High School Option Impacts	41

Enrollment Statistics Assumptions

The following document contains a series of tables and maps that depict statistics for current schools and boundaries, as well as redistricting options that are being evaluated internally and publicly. This information will help inform all stakeholders on how schools could be potentially impacted as a result of potential redistricting adjustments, along with a comparison to current school information.

When estimating enrollment for the redistricting options, a series of assumptions were made. These assumptions help to ensure that actual enrollments will materialize as close to the estimates as possible. The following assumptions were made:

1. The only students that are moved in the estimates are those that live and attend their zoned school.
2. Any student attending a school other than their zoned school will continue to attend that school.
3. The capacity of Holladay ES will increase from 506 to 1,100 students.
4. The capacity of Highland Springs HS will increase from 1,788 to 2,006 students.
5. The capacity of Tucker HS will increase from 1,958 to 1990 students.

All Student counts are based off of the 09/30/2018 HCPS Student Database.

Elementary School Option Enrollment Statistics

Elementary School	2018-19 Capacity	Option Capacity	Total Enrolled	Option 1 Estimated Enrollment	Option 2 Estimated Enrollment	Option 3 Estimated Enrollment	Option 4 Estimated Enrollment	Option 5 Estimated Enrollment	Option 6 Estimated Enrollment
ADAMS ES	494	494	413	413	451	413	451	413	451
ASHE ES	580	580	454	454	379	454	379	454	379
BAKER ES	560	560	373	373	373	373	373	373	373
CARVER ES	582	582	453	505	505	505	505	491	506
CHAMBERLAYNE ES	440	440	367	335	335	335	335	335	335
COLONIAL TRAIL ES	690	690	692	692	692	496	564	564	606
CRESTVIEW ES	418	418	326	376	358	358	328	326	326
DAVIS ES	570	570	525	547	516	547	516	547	527
DONAHOE ES	506	506	462	462	473	498	449	498	449
DUMBARTON ES	660	660	594	516	507	516	580	516	537
ECHO LAKE ES	624	624	496	496	496	598	545	598	560
FAIR OAKS ES	394	394	388	388	335	368	368	368	368
GAYTON ES	582	582	572	576	567	576	567	556	543
GLEN ALLEN ES	754	754	641	641	641	641	641	641	641
GLEN LEA ES	484	484	393	393	393	393	393	393	393
GREENWOOD ES	638	638	561	561	561	520	561	652	561
HARVIE ES	624	624	551	551	500	551	500	551	500
HIGHLAND SPRINGS ES	558	558	547	547	525	514	492	514	492
HOLLADAY ES	506	1100	570	792	776	847	821	897	897
JOHNSON ES	528	528	520	425	414	370	440	370	370
KAECHELE ES	658	658	415	577	573	662	594	543	623
LABURNUM ES	550	550	509	509	509	509	509	509	509
LAKESIDE ES	524	524	487	487	474	487	474	487	487
LONGAN ES	460	460	455	455	455	391	391	447	426
LONGDALE ES	546	546	453	453	453	494	501	362	501
MAYBEURY ES	638	638	638	548	638	548	606	606	606
MEHFOUD ES	514	514	261	261	261	261	261	261	261
VARINA ES	680	680	341	341	341	341	341	341	341
MONTROSE ES	428	428	343	343	391	343	391	343	391
NUCKOLS FARM ES	656	656	608	608	608	608	608	608	608
PEMBERTON ES	350	350	284	306	349	306	312	306	326
PINCHBECK ES	570	570	582	544	466	544	503	520	489
RATCLIFFE ES	490	490	400	400	400	400	400	400	400
RIDGE ES	528	528	522	510	478	510	458	510	466
RIVERS EDGE ES	724	724	762	621	601	691	621	711	691
SANDSTON ES	220	220	164	164	198	164	198	164	198
SEVEN PINES ES	528	528	391	391	461	377	454	408	485
SHADY GROVE ES	746	746	674	563	587	583	674	674	628
SHORT PUMP ES	660	660	597	637	610	637	610	637	556
SKIPWITH ES	550	550	524	474	524	524	494	519	474
SPRINGFIELD PARK ES	670	670	654	654	654	667	605	611	649
THREE CHOPT ES	284	284	292	292	260	260	260	247	292
TREVVETT ES	548	548	512	495	544	495	496	495	447
TUCKAHOE ES	736	736	646	646	690	646	722	646	690
TWIN HICKORY ES	682	682	571	661	661	631	661	571	625
WARD ES	602	602	462	462	462	493	493	462	462
Total	**25734**	**26328**	**22445**	**22445**	**22445**	**22445**	**22445**	**22445**	**22445**

Elementary School Option Utilization Statistics

Elementary School	2018-19 Capacity	Option Capacity	Enrolled Utilization	Option 1 Utilization	Option 2 Utilization	Option 3 Utilization	Option 4 Utilization	Option 5 Utilization	Option 6 Utilization
ADAMS ES	494	494	84%	84%	91%	84%	91%	84%	91%
ASHE ES	580	580	78%	78%	65%	78%	65%	78%	65%
BAKER ES	560	560	67%	67%	67%	67%	67%	67%	67%
CARVER ES	582	582	78%	87%	87%	87%	87%	84%	87%
CHAMBERLAYNE ES	440	440	83%	76%	76%	76%	76%	76%	76%
COLONIAL TRAIL ES	690	690	100%	100%	100%	72%	82%	82%	88%
CRESTVIEW ES	418	418	78%	90%	86%	86%	78%	78%	78%
DAVIS ES	570	570	92%	96%	91%	96%	91%	96%	92%
DONAHOE ES	506	506	91%	91%	93%	98%	89%	98%	89%
DUMBARTON ES	660	660	90%	78%	77%	78%	88%	78%	81%
ECHO LAKE ES	624	624	79%	79%	79%	96%	87%	96%	90%
FAIR OAKS ES	394	394	98%	98%	85%	93%	93%	93%	93%
GAYTON ES	582	582	98%	99%	97%	99%	97%	96%	93%
GLEN ALLEN ES	754	754	85%	85%	85%	85%	85%	85%	85%
GLEN LEA ES	484	484	81%	81%	81%	81%	81%	81%	81%
GREENWOOD ES	638	638	88%	88%	88%	82%	88%	102%	88%
HARVIE ES	624	624	88%	88%	80%	88%	80%	88%	80%
HIGHLAND SPRINGS ES	558	558	98%	98%	94%	92%	88%	92%	88%
HOLLADAY ES	506	1100	113%	72%	71%	77%	75%	82%	82%
JOHNSON ES	528	528	98%	80%	78%	70%	83%	70%	70%
KAECHELE ES	658	658	63%	88%	87%	101%	90%	83%	95%
LABURNUM ES	550	550	93%	93%	93%	93%	93%	93%	93%
LAKESIDE ES	524	524	93%	93%	90%	93%	90%	93%	93%
LONGAN ES	460	460	99%	99%	99%	85%	85%	97%	93%
LONGDALE ES	546	546	83%	83%	83%	90%	92%	66%	92%
MAYBEURY ES	638	638	100%	86%	100%	86%	95%	95%	95%
MEHFOUD ES	514	514	51%	51%	51%	51%	51%	51%	51%
VARINA ES	680	680	50%	50%	50%	50%	50%	50%	50%
MONTROSE ES	428	428	80%	80%	91%	80%	91%	80%	91%
NUCKOLS FARM ES	656	656	93%	93%	93%	93%	93%	93%	93%
PEMBERTON ES	350	350	81%	87%	100%	87%	89%	87%	93%
PINCHBECK ES	570	570	102%	95%	82%	95%	88%	91%	86%
RATCLIFFE ES	490	490	82%	82%	82%	82%	82%	82%	82%
RIDGE ES	528	528	99%	97%	91%	97%	87%	97%	88%
RIVERS EDGE ES	724	724	105%	86%	83%	95%	86%	98%	95%
SANDSTON ES	220	220	75%	75%	90%	75%	90%	75%	90%
SEVEN PINES ES	528	528	74%	74%	87%	71%	86%	77%	92%
SHADY GROVE ES	746	746	90%	75%	79%	78%	90%	90%	84%
SHORT PUMP ES	660	660	90%	97%	92%	97%	92%	97%	84%
SKIPWITH ES	550	550	95%	86%	95%	95%	90%	94%	86%
SPRINGFIELD PARK ES	670	670	98%	98%	98%	100%	90%	91%	97%
THREE CHOPT ES	284	284	103%	103%	92%	92%	92%	87%	103%
TREVVETT ES	548	548	93%	90%	99%	90%	91%	90%	82%
TUCKAHOE ES	736	736	88%	88%	94%	88%	98%	88%	94%
TWIN HICKORY ES	682	682	84%	97%	97%	93%	97%	84%	92%
WARD ES	602	602	77%	77%	77%	82%	82%	77%	77%
Total	**25734**	**26328**	**87%**	**85%**	**85%**	**85%**	**85%**	**85%**	**85%**

Elementary School Enrollment by Grade

		2018-19 Total Enrolled						
Elementary School	2018-19 Capacity	K	1	2	3	4	5	Total Enrolled
ADAMS ES	494	75	67	71	52	65	83	413
ASHE ES	580	83	76	79	72	76	68	454
BAKER ES	560	68	63	59	52	72	59	373
CARVER ES	582	77	83	66	74	66	87	453
CHAMBERLAYNE ES	440	50	67	56	65	46	83	367
COLONIAL TRAIL ES	690	104	118	109	123	111	127	692
CRESTVIEW ES	418	51	55	51	49	71	49	326
DAVIS ES	570	98	90	90	77	92	78	525
DONAHOE ES	506	85	65	70	87	81	74	462
DUMBARTON ES	660	110	116	83	76	98	111	594
ECHO LAKE ES	624	84	76	86	89	68	93	496
FAIR OAKS ES	394	62	75	67	59	70	55	388
GAYTON ES	582	101	78	100	89	110	94	572
GLEN ALLEN ES	754	92	101	105	115	100	128	641
GLEN LEA ES	484	71	61	69	70	58	64	393
GREENWOOD ES	638	84	96	96	97	88	100	561
HARVIE ES	624	94	72	103	98	99	85	551
HIGHLAND SPRINGS ES	558	95	97	85	84	86	100	547
HOLLADAY ES	506	101	107	91	93	87	91	570
JOHNSON ES	528	86	89	89	78	93	85	520
KAECHELE ES	658	66	57	74	74	81	63	415
LABURNUM ES	550	82	92	84	72	104	75	509
LAKESIDE ES	524	73	78	81	86	86	83	487
LONGAN ES	460	84	76	69	78	76	72	455
LONGDALE ES	546	78	76	70	74	72	83	453
MAYBEURY ES	638	100	109	91	103	110	125	638
MEHFOUD ES	514	85	86	90	0	0	0	261
VARINA ES	680	0	0	0	132	100	109	341
MONTROSE ES	428	48	49	57	69	71	49	343
NUCKOLS FARM ES	656	92	122	101	103	98	92	608
PEMBERTON ES	350	49	50	55	42	46	42	284
PINCHBECK ES	570	85	90	97	106	104	100	582
RATCLIFFE ES	490	47	85	67	78	62	61	400
RIDGE ES	528	86	88	83	91	86	88	522
RIVERS EDGE ES	724	123	130	119	141	118	131	762
SANDSTON ES	220	27	26	27	25	26	33	164
SEVEN PINES ES	528	74	56	64	71	55	71	391
SHADY GROVE ES	746	86	101	119	119	131	118	674
SHORT PUMP ES	660	100	108	88	119	86	96	597
SKIPWITH ES	550	85	106	105	89	79	60	524
SPRINGFIELD PARK ES	670	112	86	102	116	116	122	654
THREE CHOPT ES	284	31	40	41	28	65	87	292
TREVVETT ES	548	98	75	75	71	82	111	512
TUCKAHOE ES	736	95	123	97	96	122	113	646
TWIN HICKORY ES	682	87	75	99	101	104	105	571
WARD ES	602	68	70	64	45	108	107	462
Total	**25734**	**3632**	**3706**	**3644**	**3728**	**3825**	**3910**	**22445**

Elementary School Option 1 Estimated Enrollment by Grade

		Option 1 Estimated Enrollment						
Elementary School	Option Capacity	K	1	2	3	4	5	Option 1 Estimated Enrollment
ADAMS ES	494	75	67	71	52	65	83	413
ASHE ES	580	83	76	79	72	76	68	454
BAKER ES	560	68	63	59	52	72	59	373
CARVER ES	582	90	93	71	83	72	96	505
CHAMBERLAYNE ES	440	47	59	52	60	43	74	335
COLONIAL TRAIL ES	690	104	118	109	123	111	127	692
CRESTVIEW ES	418	55	67	58	59	80	57	376
DAVIS ES	570	106	97	87	84	92	81	547
DONAHOE ES	506	85	65	70	87	81	74	462
DUMBARTON ES	660	96	96	71	62	90	101	516
ECHO LAKE ES	624	84	76	86	89	68	93	496
FAIR OAKS ES	394	62	75	67	59	70	55	388
GAYTON ES	582	100	87	96	84	110	99	576
GLEN ALLEN ES	754	92	101	105	115	100	128	641
GLEN LEA ES	484	71	61	69	70	58	64	393
GREENWOOD ES	638	84	96	96	97	88	100	561
HARVIE ES	624	94	72	103	98	99	85	551
HIGHLAND SPRINGS ES	558	95	97	85	84	86	100	547
HOLLADAY ES	1100	144	150	128	125	118	127	792
JOHNSON ES	528	67	74	75	66	76	67	425
KAECHELE ES	658	82	72	107	101	117	98	577
LABURNUM ES	550	82	92	84	72	104	75	509
LAKESIDE ES	524	73	78	81	86	86	83	487
LONGAN ES	460	84	76	69	78	76	72	455
LONGDALE ES	546	78	76	70	74	72	83	453
MAYBEURY ES	638	83	90	80	92	98	105	548
MEHFOUD ES	514	85	86	90				261
VARINA ES	680				132	100	109	341
MONTROSE ES	428	48	49	57	69	71	49	343
NUCKOLS FARM ES	656	92	122	101	103	98	92	608
PEMBERTON ES	350	51	52	61	44	50	48	306
PINCHBECK ES	570	79	85	91	99	98	92	544
RATCLIFFE ES	490	47	85	67	78	62	61	400
RIDGE ES	528	82	83	86	87	85	87	510
RIVERS EDGE ES	724	94	106	100	114	95	112	621
SANDSTON ES	220	27	26	27	25	26	33	164
SEVEN PINES ES	528	74	56	64	71	55	71	391
SHADY GROVE ES	746	76	91	99	98	107	92	563
SHORT PUMP ES	660	105	109	98	128	95	102	637
SKIPWITH ES	550	81	94	98	79	70	52	474
SPRINGFIELD PARK ES	670	112	86	102	116	116	122	654
THREE CHOPT ES	284	31	40	41	28	65	87	292
TREVVETT ES	548	91	75	68	70	79	112	495
TUCKAHOE ES	736	95	123	97	96	122	113	646
TWIN HICKORY ES	682	110	94	105	122	115	115	661
WARD ES	602	68	70	64	45	108	107	462
Total	**26328**	**3632**	**3706**	**3644**	**3728**	**3825**	**3910**	**22445**

Elementary School Option 2: Estimated Enrollment by Grade

		Option 2 Estimated Enrollment						
Elementary School	Option Capacity	K	1	2	3	4	5	Option 2 Estimated Enrollment
ADAMS ES	494	74	75	74	60	73	95	451
ASHE ES	580	73	57	64	59	67	59	379
BAKER ES	560	68	63	59	52	72	59	373
CARVER ES	582	90	93	71	83	72	96	505
CHAMBERLAYNE ES	440	47	59	52	60	43	74	335
COLONIAL TRAIL ES	690	104	118	109	123	111	127	692
CRESTVIEW ES	418	54	61	57	52	74	60	358
DAVIS ES	570	104	90	89	80	79	74	516
DONAHOE ES	506	82	69	76	83	87	76	473
DUMBARTON ES	660	95	94	71	59	89	99	507
ECHO LAKE ES	624	84	76	86	89	68	93	496
FAIR OAKS ES	394	55	65	56	53	59	47	335
GAYTON ES	582	99	76	102	79	113	98	567
GLEN ALLEN ES	754	92	101	105	115	100	128	641
GLEN LEA ES	484	71	61	69	70	58	64	393
GREENWOOD ES	638	84	96	96	97	88	100	561
HARVIE ES	624	86	65	93	94	86	76	500
HIGHLAND SPRINGS ES	558	90	95	83	80	84	93	525
HOLLADAY ES	1100	142	150	121	121	114	128	776
JOHNSON ES	528	62	72	73	68	77	62	414
KAECHELE ES	658	81	72	107	101	114	98	573
LABURNUM ES	550	82	92	84	72	104	75	509
LAKESIDE ES	524	71	74	79	85	84	81	474
LONGAN ES	460	84	76	69	78	76	72	455
LONGDALE ES	546	78	76	70	74	72	83	453
MAYBEURY ES	638	100	109	91	103	110	125	638
MEHFOUD ES	514	85	86	90				261
VARINA ES	680				132	100	109	341
MONTROSE ES	428	59	59	66	77	77	53	391
NUCKOLS FARM ES	656	92	122	101	103	98	92	608
PEMBERTON ES	350	59	61	62	48	62	57	349
PINCHBECK ES	570	63	69	80	91	88	75	466
RATCLIFFE ES	490	47	85	67	78	62	61	400
RIDGE ES	528	82	77	77	84	78	80	478
RIVERS EDGE ES	724	89	103	95	112	93	109	601
SANDSTON ES	220	32	32	37	29	28	40	198
SEVEN PINES ES	528	92	66	74	82	68	79	461
SHADY GROVE ES	746	82	94	104	100	112	95	587
SHORT PUMP ES	660	95	110	92	126	90	97	610
SKIPWITH ES	550	85	106	105	89	79	60	524
SPRINGFIELD PARK ES	670	112	86	102	116	116	122	654
THREE CHOPT ES	284	28	34	35	25	62	76	260
TREVVETT ES	548	101	83	79	76	85	120	544
TUCKAHOE ES	736	99	134	103	103	130	121	690
TWIN HICKORY ES	682	110	94	105	122	115	115	661
WARD ES	602	68	70	64	45	108	107	462
Total	**26328**	**3632**	**3706**	**3644**	**3728**	**3825**	**3910**	**22445**

Elementary School Option 3 Estimated Enrollment by Grade

		Option 3 Estimated Enrollment						
Elementary School	Option Capacity	K	1	2	3	4	5	Option 3 Estimated Enrollment
ADAMS ES	494	75	67	71	52	65	83	413
ASHE ES	580	83	76	79	72	76	68	454
BAKER ES	560	68	63	59	52	72	59	373
CARVER ES	582	90	93	71	83	72	96	505
CHAMBERLAYNE ES	440	47	59	52	60	43	74	335
COLONIAL TRAIL ES	690	84	93	90	79	73	77	496
CRESTVIEW ES	418	54	61	57	52	74	60	358
DAVIS ES	570	106	97	87	84	92	81	547
DONAHOE ES	506	89	72	80	91	87	79	498
DUMBARTON ES	660	96	96	71	62	90	101	516
ECHO LAKE ES	624	105	98	93	111	83	108	598
FAIR OAKS ES	394	61	74	58	57	65	53	368
GAYTON ES	582	100	87	96	84	110	99	576
GLEN ALLEN ES	754	92	101	105	115	100	128	641
GLEN LEA ES	484	71	61	69	70	58	64	393
GREENWOOD ES	638	77	85	89	91	81	97	520
HARVIE ES	624	94	72	103	98	99	85	551
HIGHLAND SPRINGS ES	558	89	88	83	80	80	94	514
HOLLADAY ES	1100	157	159	136	132	127	136	847
JOHNSON ES	528	54	65	67	59	67	58	370
KAECHELE ES	658	92	84	127	121	127	111	662
LABURNUM ES	550	82	92	84	72	104	75	509
LAKESIDE ES	524	73	78	81	86	86	83	487
LONGAN ES	460	70	61	67	60	68	65	391
LONGDALE ES	546	85	87	77	80	79	86	494
MAYBEURY ES	638	83	90	80	92	98	105	548
MEHFOUD ES	514	85	86	90				261
VARINA ES	680				132	100	109	341
MONTROSE ES	428	48	49	57	69	71	49	343
NUCKOLS FARM ES	656	92	122	101	103	98	92	608
PEMBERTON ES	350	51	52	61	44	50	48	306
PINCHBECK ES	570	79	85	91	99	98	92	544
RATCLIFFE ES	490	47	85	67	78	62	61	400
RIDGE ES	528	82	83	86	87	85	87	510
RIVERS EDGE ES	724	111	121	103	132	107	117	691
SANDSTON ES	220	27	26	27	25	26	33	164
SEVEN PINES ES	528	72	53	62	69	53	68	377
SHADY GROVE ES	746	81	94	104	100	109	95	583
SHORT PUMP ES	660	105	109	98	128	95	102	637
SKIPWITH ES	550	85	106	105	89	79	60	524
SPRINGFIELD PARK ES	670	112	85	108	119	118	125	667
THREE CHOPT ES	284	28	34	35	25	62	76	260
TREVVETT ES	548	91	75	68	70	79	112	495
TUCKAHOE ES	736	95	123	97	96	122	113	646
TWIN HICKORY ES	682	91	83	85	119	120	133	631
WARD ES	602	73	76	67	49	115	113	493
Total	**26328**	**3632**	**3706**	**3644**	**3728**	**3825**	**3910**	**22445**

Elementary School Option 4 Estimated Enrollment by Grade

		Option 4 Estimated Enrollment						
Elementary School	Option Capacity	K	1	2	3	4	5	Option 4 Estimated Enrollment
ADAMS ES	494	74	75	74	60	73	95	451
ASHE ES	580	73	57	64	59	67	59	379
BAKER ES	560	68	63	59	52	72	59	373
CARVER ES	582	90	93	71	83	72	96	505
CHAMBERLAYNE ES	440	47	59	52	60	43	74	335
COLONIAL TRAIL ES	690	85	99	88	96	91	105	564
CRESTVIEW ES	418	52	50	52	46	71	57	328
DAVIS ES	570	104	90	89	80	79	74	516
DONAHOE ES	506	76	65	75	78	82	73	449
DUMBARTON ES	660	110	111	73	80	98	108	580
ECHO LAKE ES	624	94	84	92	94	78	103	545
FAIR OAKS ES	394	61	74	58	57	65	53	368
GAYTON ES	582	99	76	102	79	113	98	567
GLEN ALLEN ES	754	92	101	105	115	100	128	641
GLEN LEA ES	484	71	61	69	70	58	64	393
GREENWOOD ES	638	84	96	96	97	88	100	561
HARVIE ES	624	86	65	93	94	86	76	500
HIGHLAND SPRINGS ES	558	84	86	81	76	78	87	492
HOLLADAY ES	1100	145	162	129	129	122	134	821
JOHNSON ES	528	64	81	77	73	80	65	440
KAECHELE ES	658	91	81	108	107	113	94	594
LABURNUM ES	550	82	92	84	72	104	75	509
LAKESIDE ES	524	71	74	79	85	84	81	474
LONGAN ES	460	70	61	67	60	68	65	391
LONGDALE ES	546	82	85	75	82	77	96	497
MAYBEURY ES	638	94	105	85	98	107	117	606
MEHFOUD ES	514	85	86	90				261
VARINA ES	680				132	100	109	341
MONTROSE ES	428	59	59	66	77	77	53	391
NUCKOLS FARM ES	656	92	122	101	103	98	92	608
PEMBERTON ES	350	51	53	56	42	57	53	312
PINCHBECK ES	570	71	77	86	97	93	79	503
RATCLIFFE ES	490	47	85	67	78	62	61	400
RIDGE ES	528	77	72	77	79	77	76	458
RIVERS EDGE ES	724	94	106	100	114	95	112	621
SANDSTON ES	220	32	32	37	29	28	40	198
SEVEN PINES ES	528	93	64	72	83	66	76	454
SHADY GROVE ES	746	86	101	119	119	131	118	674
SHORT PUMP ES	660	95	110	92	126	90	97	610
SKIPWITH ES	550	86	99	98	84	71	56	494
SPRINGFIELD PARK ES	670	102	78	96	111	106	112	605
THREE CHOPT ES	284	28	34	35	25	62	76	260
TREVVETT ES	548	97	74	74	68	80	107	500
TUCKAHOE ES	736	105	138	109	108	133	129	722
TWIN HICKORY ES	682	110	94	105	122	115	115	661
WARD ES	602	73	76	67	49	115	113	493
Total	**26328**	**3632**	**3706**	**3644**	**3728**	**3825**	**3910**	**22445**

Elementary School Option 5 Estimated Enrollment by Grade

		Option 5 Estimated Enrollment						
Elementary School	Option Capacity	K	1	2	3	4	5	Option 5 Estimated Enrollment
ADAMS ES	494	75	67	71	52	65	83	413
ASHE ES	580	83	76	79	72	76	68	454
BAKER ES	560	68	63	59	52	72	59	373
CARVER ES	582	86	90	70	81	69	95	491
CHAMBERLAYNE ES	440	47	59	52	60	43	74	335
COLONIAL TRAIL ES	690	85	99	88	96	91	105	564
CRESTVIEW ES	418	51	55	51	49	71	49	326
DAVIS ES	570	106	97	87	84	92	81	547
DONAHOE ES	506	89	72	80	91	87	79	498
DUMBARTON ES	660	96	96	71	62	90	101	516
ECHO LAKE ES	624	105	98	93	111	83	108	598
FAIR OAKS ES	394	61	74	58	57	65	53	368
GAYTON ES	582	98	84	92	83	105	94	556
GLEN ALLEN ES	754	92	101	105	115	100	128	641
GLEN LEA ES	484	71	61	69	70	58	64	393
GREENWOOD ES	638	97	112	109	114	100	120	652
HARVIE ES	624	94	72	103	98	99	85	551
HIGHLAND SPRINGS ES	558	89	88	83	80	80	94	514
HOLLADAY ES	1100	161	171	143	142	136	144	897
JOHNSON ES	528	54	65	67	59	67	58	370
KAECHELE ES	658	85	76	95	101	101	85	543
LABURNUM ES	550	82	92	84	72	104	75	509
LAKESIDE ES	524	73	78	81	86	86	83	487
LONGAN ES	460	84	71	78	68	76	70	447
LONGDALE ES	546	65	60	57	57	60	63	362
MAYBEURY ES	638	94	105	85	98	107	117	606
MEHFOUD ES	514	85	86	90				261
VARINA ES	680				132	100	109	341
MONTROSE ES	428	48	49	57	69	71	49	343
NUCKOLS FARM ES	656	92	122	101	103	98	92	608
PEMBERTON ES	350	51	52	61	44	50	48	306
PINCHBECK ES	570	74	76	91	96	97	86	520
RATCLIFFE ES	490	47	85	67	78	62	61	400
RIDGE ES	528	82	83	86	87	85	87	510
RIVERS EDGE ES	724	116	124	108	134	109	120	711
SANDSTON ES	220	27	26	27	25	26	33	164
SEVEN PINES ES	528	77	59	65	73	60	74	408
SHADY GROVE ES	746	86	101	119	119	131	118	674
SHORT PUMP ES	660	105	109	98	128	95	102	637
SKIPWITH ES	550	84	105	106	84	79	61	519
SPRINGFIELD PARK ES	670	98	75	97	111	110	120	611
THREE CHOPT ES	284	28	29	33	23	56	78	247
TREVVETT ES	548	91	75	68	70	79	112	495
TUCKAHOE ES	736	95	123	97	96	122	113	646
TWIN HICKORY ES	682	87	75	99	101	104	105	571
WARD ES	602	68	70	64	45	108	107	462
Total	**26328**	**3632**	**3706**	**3644**	**3728**	**3825**	**3910**	**22445**

Elementary School Option 6 Estimated Enrollment by Grade

		Option 6 Estimated Enrollment						
Elementary School	Option Capacity	K	1	2	3	4	5	Option 6 Estimated Enrollment
ADAMS ES	494	74	75	74	60	73	95	451
ASHE ES	580	73	57	64	59	67	59	379
BAKER ES	560	68	63	59	52	72	59	373
CARVER ES	582	88	92	77	78	71	100	506
CHAMBERLAYNE ES	440	47	59	52	60	43	74	335
COLONIAL TRAIL ES	690	103	115	109	101	90	88	606
CRESTVIEW ES	418	51	55	51	49	71	49	326
DAVIS ES	570	102	93	83	81	88	80	527
DONAHOE ES	506	76	65	75	78	82	73	449
DUMBARTON ES	660	101	98	76	65	95	102	537
ECHO LAKE ES	624	98	91	88	107	76	100	560
FAIR OAKS ES	394	61	74	58	57	65	53	368
GAYTON ES	582	96	73	94	79	113	88	543
GLEN ALLEN ES	754	92	101	105	115	100	128	641
GLEN LEA ES	484	71	61	69	70	58	64	393
GREENWOOD ES	638	84	96	96	97	88	100	561
HARVIE ES	624	86	65	93	94	86	76	500
HIGHLAND SPRINGS ES	558	84	86	81	76	78	87	492
HOLLADAY ES	1100	161	171	143	142	136	144	897
JOHNSON ES	528	54	65	67	59	67	58	370
KAECHELE ES	658	82	79	121	112	119	110	623
LABURNUM ES	550	82	92	84	72	104	75	509
LAKESIDE ES	524	73	78	81	86	86	83	487
LONGAN ES	460	79	69	73	65	71	69	426
LONGDALE ES	546	84	85	75	84	77	96	501
MAYBEURY ES	638	94	105	85	98	107	117	606
MEHFOUD ES	514	85	86	90				261
VARINA ES	680				132	100	109	341
MONTROSE ES	428	59	59	66	77	77	53	391
NUCKOLS FARM ES	656	92	122	101	103	98	92	608
PEMBERTON ES	350	55	56	65	47	54	49	326
PINCHBECK ES	570	68	73	82	96	89	81	489
RATCLIFFE ES	490	47	85	67	78	62	61	400
RIDGE ES	528	78	72	80	80	77	79	466
RIVERS EDGE ES	724	111	121	103	132	107	117	691
SANDSTON ES	220	32	32	37	29	28	40	198
SEVEN PINES ES	528	98	70	75	87	73	82	485
SHADY GROVE ES	746	91	101	110	110	118	98	628
SHORT PUMP ES	660	92	99	79	113	76	97	556
SKIPWITH ES	550	81	94	98	79	70	52	474
SPRINGFIELD PARK ES	670	105	82	102	115	117	128	649
THREE CHOPT ES	284	31	40	41	28	65	87	292
TREVVETT ES	548	85	66	63	60	74	99	447
TUCKAHOE ES	736	99	134	103	103	130	121	690
TWIN HICKORY ES	682	91	81	85	118	119	131	625
WARD ES	602	68	70	64	45	108	107	462
Total	**26328**	**3632**	**3706**	**3644**	**3728**	**3825**	**3910**	**22445**

Elementary School to Middle School Feeder Patterns

2018-19 ES Zone	2018-19 MS Zone	Total K-5th Live-In	ES Attendance
ADAMS	ROLFE	236	56%
ADAMS	FAIRFIELD	184	44%
ASHE	FAIRFIELD	433	100%
BAKER	ROLFE	376	100%
CARVER	POCAHONTAS	329	69%
CARVER	QUIOCCASIN	146	31%
CHAMBERLAYNE	BROOKLAND	317	83%
CHAMBERLAYNE	L. DOUGLAS WILDER	65	17%
COLONIAL TRAIL	SHORT PUMP M.	500	74%
COLONIAL TRAIL	QUIOCCASIN	179	26%
CRESTVIEW	TUCKAHOE M.	331	100%
DAVIS	QUIOCCASIN	527	100%
DONAHOE	ELKO	487	100%
DUMBARTON	BROOKLAND	603	100%
ECHO LAKE	HOLMAN	197	40%
ECHO LAKE	HUNGARY CREEK	295	60%
FAIR OAKS	ELKO	359	100%
GAYTON	POCAHONTAS	568	100%
GLEN ALLEN	HUNGARY CREEK	633	100%
GLEN LEA	L. DOUGLAS WILDER	402	100%
GREENWOOD	HUNGARY CREEK	572	100%
HARVIE	FAIRFIELD	460	86%
HARVIE	L. DOUGLAS WILDER	75	14%
HIGHLAND SPRINGS	FAIRFIELD	563	100%
HOLLADAY	MOODY	291	49%
HOLLADAY	BROOKLAND	299	51%
JOHNSON	TUCKAHOE M.	130	25%
JOHNSON	BROOKLAND	383	75%
KAECHELE	SHORT PUMP M.	400	100%
LABURNUM	MOODY	179	35%
LABURNUM	L. DOUGLAS WILDER	330	65%
LAKESIDE	MOODY	483	100%
LONGAN	HUNGARY CREEK	194	42%
LONGAN	HOLMAN	267	58%
LONGDALE	BROOKLAND	437	100%
MAYBEURY	TUCKAHOE M.	643	100%
MEHFOUD&VARINA	ROLFE	554	90%
MEHFOUD&VARINA	ELKO	59	10%
MONTROSE	ROLFE	384	100%
NUCKOLS FARM	POCAHONTAS	344	58%
NUCKOLS FARM	SHORT PUMP M.	253	42%
PEMBERTON	QUIOCCASIN	290	100%
PINCHBECK	QUIOCCASIN	592	100%
RATCLIFFE	FAIRFIELD	117	29%
RATCLIFFE	L. DOUGLAS WILDER	286	71%
RIDGE	TUCKAHOE M.	209	40%
RIDGE	QUIOCCASIN	320	60%
RIVERS EDGE	HOLMAN	759	100%
SANDSTON	ELKO	162	100%
SEVEN PINES	ELKO	406	100%
SHADY GROVE	SHORT PUMP M.	670	100%
SHORT PUMP	POCAHONTAS	611	100%
SKIPWITH	QUIOCCASIN	553	100%
SPRINGFIELD PARK	HOLMAN	661	100%
THREE CHOPT	TUCKAHOE M.	209	100%
TREVVETT	BROOKLAND	484	100%
TUCKAHOE	TUCKAHOE M.	635	100%
TWIN HICKORY	SHORT PUMP M.	572	100%
WARD	ELKO	88	24%
WARD	ROLFE	281	76%

Elementary School to Middle School Feeder Patterns (Continued)

ES Option 1 Zone	MS Option 1 Zone	Total K-5th Live-In	ES Attendance
ADAMS	FAIRFIELD	184	44%
ADAMS	ROLFE	236	56%
ASHE	FAIRFIELD	433	100%
BAKER	ROLFE	376	100%
CARVER	POCAHONTAS	343	65%
CARVER	QUIOCCASIN	187	35%
CHAMBERLAYNE	BROOKLAND	190	55%
CHAMBERLAYNE	L. DOUGLAS WILDER	157	45%
COLONIAL TRAIL	QUIOCCASIN	249	37%
COLONIAL TRAIL	SHORT PUMP M.	430	63%
CRESTVIEW	TUCKAHOE M.	385	100%
DAVIS	QUIOCCASIN	552	100%
DONAHOE	ELKO	487	100%
DUMBARTON	BROOKLAND	524	100%
ECHO LAKE	HOLMAN	197	40%
ECHO LAKE	HUNGARY CREEK	295	60%
FAIR OAKS	ELKO	359	100%
GAYTON	POCAHONTAS	577	100%
GLEN ALLEN	HUNGARY CREEK	633	100%
GLEN LEA	L. DOUGLAS WILDER	402	100%
GREENWOOD	BROOKLAND	161	28%
GREENWOOD	HUNGARY CREEK	411	72%
HARVIE	FAIRFIELD	362	68%
HARVIE	L. DOUGLAS WILDER	173	32%
HIGHLAND SPRINGS	FAIRFIELD	563	100%
HOLLADAY	BROOKLAND	533	65%
HOLLADAY	MOODY	291	35%
JOHNSON	BROOKLAND	282	68%
JOHNSON	TUCKAHOE M.	130	32%
KAECHELE	SHORT PUMP M.	564	100%
LABURNUM	L. DOUGLAS WILDER	330	65%
LABURNUM	MOODY	179	35%
LAKESIDE	MOODY	483	100%
LONGAN	HOLMAN	267	58%
LONGAN	HUNGARY CREEK	194	42%
LONGDALE	BROOKLAND	437	100%
MAYBEURY	TUCKAHOE M.	546	100%
MEHFOUD&VARINA	ROLFE	613	100%
MONTROSE	ROLFE	384	100%
NUCKOLS FARM	POCAHONTAS	597	100%
PEMBERTON	QUIOCCASIN	314	100%
PINCHBECK	QUIOCCASIN	548	100%
RATCLIFFE	FAIRFIELD	117	29%
RATCLIFFE	L. DOUGLAS WILDER	286	71%
RIDGE	QUIOCCASIN	320	62%
RIDGE	TUCKAHOE M.	195	38%
RIVERS EDGE	HOLMAN	615	100%
SANDSTON	ELKO	162	100%
SEVEN PINES	ELKO	406	100%
SHADY GROVE	SHORT PUMP M.	558	100%
SHORT PUMP	POCAHONTAS	408	62%
SHORT PUMP	QUIOCCASIN	245	38%
SKIPWITH	QUIOCCASIN	499	100%
SPRINGFIELD PARK	HOLMAN	661	100%
THREE CHOPT	TUCKAHOE M.	209	100%
TREVVETT	BROOKLAND	465	100%
TUCKAHOE	TUCKAHOE M.	635	100%
TWIN HICKORY	HOLMAN	144	22%
TWIN HICKORY	SHORT PUMP M.	520	78%
WARD	ELKO	88	24%
WARD	ROLFE	281	76%

Elementary School to Middle School Feeder Patterns (Continued)

ES Option 2 Zone	MS Option 2 Zone	Total K-5th Live-In	ES Attendance
ADAMS	FAIRFIELD	466	100%
ASHE	FAIRFIELD	354	100%
BAKER	ROLFE	376	100%
CARVER	POCAHONTAS	343	65%
CARVER	QUIOCCASIN	187	35%
CHAMBERLAYNE	BROOKLAND	190	55%
CHAMBERLAYNE	L. DOUGLAS WILDER	157	45%
COLONIAL TRAIL	QUIOCCASIN	179	26%
COLONIAL TRAIL	SHORT PUMP M.	500	74%
CRESTVIEW	TUCKAHOE M.	363	100%
DAVIS	QUIOCCASIN	519	100%
DONAHOE	ELKO	508	100%
DUMBARTON	BROOKLAND	509	100%
ECHO LAKE	HOLMAN	197	40%
ECHO LAKE	HUNGARY CREEK	295	60%
FAIR OAKS	ELKO	293	100%
GAYTON	POCAHONTAS	569	100%
GLEN ALLEN	HUNGARY CREEK	633	100%
GLEN LEA	L. DOUGLAS WILDER	402	100%
GREENWOOD	BROOKLAND	161	28%
GREENWOOD	HUNGARY CREEK	411	72%
HARVIE	FAIRFIELD	309	64%
HARVIE	L. DOUGLAS WILDER	173	36%
HIGHLAND SPRINGS	FAIRFIELD	537	100%
HOLLADAY	BROOKLAND	550	68%
HOLLADAY	MOODY	259	32%
JOHNSON	BROOKLAND	271	68%
JOHNSON	TUCKAHOE M.	130	32%
KAECHELE	SHORT PUMP M.	560	100%
LABURNUM	L. DOUGLAS WILDER	330	65%
LABURNUM	MOODY	179	35%
LAKESIDE	MOODY	470	100%
LONGAN	HOLMAN	267	58%
LONGAN	HUNGARY CREEK	194	42%
LONGDALE	BROOKLAND	437	100%
MAYBEURY	TUCKAHOE M.	643	100%
MEHFOUD&VARINA	ROLFE	613	100%
MONTROSE	ROLFE	432	100%
NUCKOLS FARM	POCAHONTAS	222	37%
NUCKOLS FARM	SHORT PUMP M.	375	63%
PEMBERTON	QUIOCCASIN	355	100%
PINCHBECK	QUIOCCASIN	465	100%
RATCLIFFE	FAIRFIELD	117	29%
RATCLIFFE	L. DOUGLAS WILDER	286	71%
RIDGE	QUIOCCASIN	320	66%
RIDGE	TUCKAHOE M.	163	34%
RIVERS EDGE	HOLMAN	595	100%
SANDSTON	ELKO	196	100%
SEVEN PINES	ELKO	372	77%
SEVEN PINES	ROLFE	109	23%
SHADY GROVE	SHORT PUMP M.	582	100%
SHORT PUMP	POCAHONTAS	374	60%
SHORT PUMP	SHORT PUMP M.	251	40%
SKIPWITH	QUIOCCASIN	553	100%
SPRINGFIELD PARK	HOLMAN	661	100%
THREE CHOPT	TUCKAHOE M.	177	100%
TREVVETT	BROOKLAND	519	100%
TUCKAHOE	TUCKAHOE M.	681	100%
TWIN HICKORY	HOLMAN	144	22%
TWIN HICKORY	SHORT PUMP M.	520	78%
WARD	ELKO	88	24%
WARD	ROLFE	281	76%

Elementary School to Middle School Feeder Patterns (Continued)

ES Option 3 Zone	MS Option 3 Zone	Total K-5th Live-In	ES Attendance
Adams	Fairfield	184	44%
Adams	Rolfe	236	56%
Ashe	Fairfield	433	100%
Baker	Rolfe	376	100%
Carver	Pocahontas	343	65%
Carver	Quioccasin	187	35%
Chamberlayne	L. Douglas Wilder	347	100%
Colonial Trail	Pocahontas	249	52%
Colonial Trail	Short Pump M.	230	48%
Crestview	Tuckahoe M.	363	100%
Davis	Quioccasin	552	100%
Donahoe	Elko	534	100%
Dumbarton	Brookland	524	100%
Echo Lake	Holman	235	39%
Echo Lake	Hungary Creek	363	61%
Fair Oaks	Elko	338	100%
Gayton	Pocahontas	577	100%
Glen Allen	Hungary Creek	633	100%
Glen Lea	L. Douglas Wilder	402	100%
Greenwood	Brookland	281	53%
Greenwood	Hungary Creek	249	47%
Harvie	Fairfield	362	68%
Harvie	L. Douglas Wilder	173	32%
Highland Springs	Fairfield	518	100%
Holladay	Brookland	563	64%
Holladay	Moody	317	36%
Johnson	Tuckahoe M.	356	100%
Kaechele	Short Pump M.	652	100%
Laburnum	L. Douglas Wilder	509	100%
Lakeside	Moody	483	100%
Longan	Holman	267	68%
Longan	Hungary Creek	126	32%
Longdale	Brookland	479	100%
Maybeury	Tuckahoe M.	546	100%
Mehfoud&Varina	Rolfe	613	100%
Montrose	Rolfe	384	100%
Nuckols Farm	Pocahontas	344	58%
Nuckols Farm	Short Pump M.	253	42%
Pemberton	Quioccasin	314	100%
Pinchbeck	Quioccasin	548	100%
Ratcliffe	Fairfield	117	29%
Ratcliffe	L. Douglas Wilder	286	71%
Ridge	Quioccasin	320	62%
Ridge	Tuckahoe M.	195	38%
Rivers Edge	Holman	361	53%
Rivers Edge	Short Pump M.	324	47%
Sandston	Elko	162	100%
Seven Pines	Elko	391	100%
Shady Grove	Short Pump M.	578	100%
Short Pump	Pocahontas	408	62%
Short Pump	Quioccasin	245	38%
Skipwith	Quioccasin	553	100%
Springfield Park	Holman	677	100%
Three Chopt	Tuckahoe M.	177	100%
Trevvett	Brookland	465	100%
Tuckahoe	Tuckahoe M.	635	100%
Twin Hickory	Short Pump M.	632	100%
Ward	Elko	34	8%
Ward	Rolfe	369	92%

Elementary School to Middle School Feeder Patterns (Continued)

ES Option 4 Zone	MS Option 4 Zone	Total K-5th Live-In	ES Attendance
Adams	Fairfield	466	100%
Ashe	Fairfield	354	100%
Baker	Rolfe	376	100%
Carver	Quioccasin	530	100%
Chamberlayne	L. Douglas Wilder	347	100%
Colonial Trail	Pocahontas	249	46%
Colonial Trail	Short Pump M.	297	54%
Crestview	Tuckahoe M.	327	100%
Davis	Quioccasin	519	100%
Donahoe	Elko	482	100%
Dumbarton	Brookland	592	100%
Echo Lake	Holman	248	46%
Echo Lake	Hungary Creek	295	54%
Fair Oaks	Elko	338	100%
Gayton	Pocahontas	569	100%
Glen Allen	Hungary Creek	633	100%
Glen Lea	L. Douglas Wilder	402	100%
Greenwood	Brookland	161	28%
Greenwood	Hungary Creek	411	72%
Harvie	Fairfield	309	64%
Harvie	L. Douglas Wilder	173	36%
Highland Springs	Fairfield	492	100%
Holladay	Brookland	594	70%
Holladay	Moody	259	30%
Johnson	Brookland	266	62%
Johnson	Tuckahoe M.	166	38%
Kaechele	Short Pump M.	585	100%
Laburnum	L. Douglas Wilder	330	65%
Laburnum	Moody	179	35%
Lakeside	Moody	470	100%
Longan	Holman	267	68%
Longan	Hungary Creek	126	32%
Longdale	Brookland	484	100%
Maybeury	Tuckahoe M.	608	100%
Mehfoud&Varina	Rolfe	613	100%
Montrose	Rolfe	432	100%
Nuckols Farm	Pocahontas	344	58%
Nuckols Farm	Short Pump M.	253	42%
Pemberton	Quioccasin	314	100%
Pinchbeck	Quioccasin	506	100%
Ratcliffe	Fairfield	117	29%
Ratcliffe	L. Douglas Wilder	286	71%
Ridge	Quioccasin	320	69%
Ridge	Tuckahoe M.	141	31%
Rivers Edge	Holman	615	100%
Sandston	Elko	196	100%
Seven Pines	Elko	364	77%
Seven Pines	Rolfe	109	23%
Shady Grove	Short Pump M.	670	100%
Short Pump	Pocahontas	625	100%
Skipwith	Quioccasin	521	100%
Springfield Park	Holman	610	100%
Three Chopt	Tuckahoe M.	177	100%
Trevvett	Brookland	472	100%
Tuckahoe	Tuckahoe M.	716	100%
Twin Hickory	Holman	144	22%
Twin Hickory	Short Pump M.	520	78%
Ward	Elko	34	8%
Ward	Rolfe	369	92%

Elementary School to Middle School Feeder Patterns (Continued)

ES Option 5 Zone	MS Option 5 Zone	Total K-5th Live-In	ES Attendance
Adams	Fairfield	184	44%
Adams	Rolfe	236	56%
Ashe	Fairfield	433	100%
Baker	Rolfe	376	100%
Carver	Pocahontas	329	64%
Carver	Quioccasin	187	36%
Chamberlayne	L. Douglas Wilder	347	100%
Colonial Trail	Pocahontas	249	46%
Colonial Trail	Short Pump M.	297	54%
Crestview	Tuckahoe M.	331	100%
Davis	Quioccasin	552	100%
Donahoe	Elko	534	100%
Dumbarton	Brookland	524	100%
Echo Lake	Holman	235	39%
Echo Lake	Hungary Creek	363	61%
Fair Oaks	Elko	338	100%
Gayton	Pocahontas	551	100%
Glen Allen	Hungary Creek	633	100%
Glen Lea	L. Douglas Wilder	402	100%
Greenwood	Brookland	417	63%
Greenwood	Hungary Creek	249	37%
Harvie	Fairfield	460	86%
Harvie	L. Douglas Wilder	75	14%
Highland Springs	Fairfield	518	100%
Holladay	Brookland	617	66%
Holladay	Moody	317	34%
Johnson	Tuckahoe M.	356	100%
Kaechele	Short Pump M.	533	100%
Laburnum	L. Douglas Wilder	509	100%
Lakeside	Moody	483	100%
Longan	Holman	324	72%
Longan	Hungary Creek	126	28%
Longdale	Brookland	343	100%
Maybeury	Tuckahoe M.	608	100%
Mehfoud&Varina	Rolfe	613	100%
Montrose	Rolfe	384	100%
Nuckols Farm	Pocahontas	344	58%
Nuckols Farm	Short Pump M.	253	42%
Pemberton	Quioccasin	314	100%
Pinchbeck	Quioccasin	526	100%
Ratcliffe	Fairfield	403	100%
Ridge	Quioccasin	320	62%
Ridge	Tuckahoe M.	195	38%
Rivers Edge	Holman	361	51%
Rivers Edge	Short Pump M.	344	49%
Sandston	Elko	162	100%
Seven Pines	Elko	425	100%
Shady Grove	Short Pump M.	670	100%
Short Pump	Pocahontas	408	62%
Short Pump	Quioccasin	245	38%
Skipwith	Quioccasin	544	100%
Springfield Park	Holman	620	100%
Three Chopt	Tuckahoe M.	164	100%
Trevvett	Brookland	465	100%
Tuckahoe	Tuckahoe M.	635	100%
Twin Hickory	Short Pump M.	572	100%
Ward	Rolfe	369	100%

Elementary School to Middle School Feeder Patterns (Continued)

ES Option 6 Zone	MS Option 6 Zone	Total K-5th Live-In	ES Attendance
Adams	Fairfield	287	62%
Adams	Rolfe	179	38%
Ashe	Fairfield	354	100%
Baker	Rolfe	376	100%
Carver	Quioccasin	250	46%
Carver	Short Pump M.	288	54%
Chamberlayne	L. Douglas Wilder	347	100%
Colonial Trail	Pocahontas	368	62%
Colonial Trail	Short Pump M.	230	38%
Crestview	Tuckahoe M.	331	100%
Davis	Pocahontas	529	100%
Donahoe	Elko	482	100%
Dumbarton	Hungary Creek	546	100%
Echo Lake	Hungary Creek	560	100%
Fair Oaks	Elko	338	100%
Gayton	Pocahontas	275	51%
Gayton	Short Pump M.	263	49%
Glen Allen	Brookland	633	100%
Glen Lea	L. Douglas Wilder	402	100%
Greenwood	Brookland	572	100%
Harvie	Fairfield	482	100%
Highland Springs	Elko	239	49%
Highland Springs	Fairfield	253	51%
Holladay	Moody	345	37%
Holladay	Tuckahoe M.	589	63%
Johnson	Tuckahoe M.	356	100%
Kaechele	Holman	230	38%
Kaechele	Short Pump M.	382	62%
Laburnum	L. Douglas Wilder	509	100%
Lakeside	Moody	483	100%
Longan	Holman	104	24%
Longan	Hungary Creek	324	76%
Longdale	Brookland	348	71%
Longdale	L. Douglas Wilder	140	29%
Maybeury	Quioccasin	608	100%
Mehfoud&Varina	Rolfe	613	100%
Montrose	Rolfe	432	100%
Nuckols Farm	Short Pump M.	597	100%
Pemberton	Quioccasin	337	100%
Pinchbeck	Quioccasin	488	100%
Ratcliffe	Fairfield	403	100%
Ridge	Quioccasin	355	76%
Ridge	Tuckahoe M.	114	24%
Rivers Edge	Holman	361	53%
Rivers Edge	Short Pump M.	324	47%
Sandston	Elko	196	100%
Seven Pines	Elko	398	79%
Seven Pines	Rolfe	109	21%
Shady Grove	Holman	624	100%
Short Pump	Pocahontas	563	100%
Skipwith	Pocahontas	219	44%
Skipwith	Tuckahoe M.	280	56%
Springfield Park	Holman	295	45%
Springfield Park	Hungary Creek	363	55%
Three Chopt	Tuckahoe M.	209	100%
Trevvett	Brookland	414	100%
Tuckahoe	Quioccasin	225	33%
Tuckahoe	Tuckahoe M.	456	67%
Twin Hickory	Holman	184	29%
Twin Hickory	Short Pump M.	442	71%
Ward	Elko	77	21%
Ward	Rolfe	292	79%

Elementary School Option Impacts

The cells colored in green reflect live-in students who are not moved, and the cells colored in tan show the number of live-in students that are moved, where they are currently zoned, and where they will be zoned per the option. The first table shows a sum of all students impacted per the option.

Student Impact Estimates	
Option	Total K-5th Live and Attend-In Students Impacted
ES Option 1	913
ES Option 2	1,578
ES Option 3	1,747
ES Option 4	1,948
ES Option 5	1,135
ES Option 6	2,241

2018-19 ES Zone	ES Option 1 Zone	K-5th Study Area Live and Attend-In Students
ADAMS	ADAMS	402
ASHE	ASHE	418
BAKER	BAKER	358
CARVER	CARVER	448
CHAMBERLAYNE	CHAMBERLAYNE	326
CHAMBERLAYNE	TREVVETT	32
COLONIAL TRAIL	COLONIAL TRAIL	663
CRESTVIEW	CRESTVIEW	305
DAVIS	DAVIS	488
DAVIS	PEMBERTON	22
DONAHOE	DONAHOE	455
DUMBARTON	DUMBARTON	500
DUMBARTON	HOLLADAY	78
ECHO LAKE	ECHO LAKE	483
FAIR OAKS	FAIR OAKS	294
GAYTON	CARVER	14
GAYTON	GAYTON	506
GAYTON	SHORT PUMP	40
GLEN ALLEN	GLEN ALLEN	620
GLEN LEA	GLEN LEA	381
GREENWOOD	GREENWOOD	550
HARVIE	HARVIE	507
HIGHLAND SPRINGS	HIGHLAND SPRINGS	465
HOLLADAY	HOLLADAY	555
JOHNSON	HOLLADAY	95
JOHNSON	JOHNSON	393
KAECHELE	KAECHELE	393
LABURNUM	LABURNUM	489
LAKESIDE	LAKESIDE	465
LONGAN	LONGAN	439
LONGDALE	LONGDALE	414
MAYBEURY	MAYBEURY	535
MAYBEURY	PINCHBECK	58
MAYBEURY	RIDGE	32
MEHFOUD&VARINA	MEHFOUD&VARINA	567
MONTROSE	MONTROSE	339
NUCKOLS FARM	NUCKOLS FARM	591
PEMBERTON	PEMBERTON	268
PINCHBECK	CARVER	38
PINCHBECK	GAYTON	58
PINCHBECK	PINCHBECK	473
RATCLIFFE	RATCLIFFE	376
RIDGE	DAVIS	44
RIDGE	RIDGE	463
RIVERS EDGE	RIVERS EDGE	599
RIVERS EDGE	TWIN HICKORY	141
SANDSTON	SANDSTON	147
SEVEN PINES	SEVEN PINES	380
SHADY GROVE	KAECHELE	111
SHADY GROVE	SHADY GROVE	548
SHORT PUMP	SHORT PUMP	593
SKIPWITH	CRESTVIEW	50
SKIPWITH	SKIPWITH	465
SPRINGFIELD PARK	SPRINGFIELD PARK	640
THREE CHOPT	THREE CHOPT	205
TREVVETT	HOLLADAY	49
TREVVETT	TREVVETT	415
TUCKAHOE	TUCKAHOE	629
TWIN HICKORY	KAECHELE	51
TWIN HICKORY	TWIN HICKORY	507
WARD	WARD	356

2018-19 ES Zone	ES Option 2 Zone	K-5th Study Area Live and Attend-In Students
ADAMS	ADAMS	250
ADAMS	MONTROSE	48
ADAMS	SEVEN PINES	104
ASHE	ADAMS	168
ASHE	ASHE	250
BAKER	BAKER	358
CARVER	CARVER	448
CHAMBERLAYNE	CHAMBERLAYNE	326
CHAMBERLAYNE	TREVVETT	32
COLONIAL TRAIL	COLONIAL TRAIL	663
CRESTVIEW	CRESTVIEW	305
DAVIS	DAVIS	445
DAVIS	PEMBERTON	65
DONAHOE	ASHE	42
DONAHOE	DONAHOE	413
DUMBARTON	DUMBARTON	491
DUMBARTON	HOLLADAY	87
ECHO LAKE	ECHO LAKE	483
FAIR OAKS	DONAHOE	53
FAIR OAKS	FAIR OAKS	241
GAYTON	CARVER	14
GAYTON	GAYTON	477
GAYTON	SHORT PUMP	69
GLEN ALLEN	GLEN ALLEN	620
GLEN LEA	GLEN LEA	381
GREENWOOD	GREENWOOD	550
HARVIE	ASHE	51
HARVIE	HARVIE	456
HIGHLAND SPRINGS	ADAMS	22
HIGHLAND SPRINGS	HIGHLAND SPRINGS	443
HOLLADAY	HOLLADAY	524
HOLLADAY	JOHNSON	31
JOHNSON	HOLLADAY	150
JOHNSON	JOHNSON	338
KAECHELE	KAECHELE	389
KAECHELE	SHADY GROVE	4
LABURNUM	LABURNUM	489
LAKESIDE	JOHNSON	13
LAKESIDE	LAKESIDE	452
LONGAN	LONGAN	439
LONGDALE	LONGDALE	414
MAYBEURY	MAYBEURY	625
MEHFOUD&VARINA	MEHFOUD&VARINA	567
MONTROSE	MONTROSE	339
NUCKOLS FARM	NUCKOLS FARM	591
PEMBERTON	PEMBERTON	268
PINCHBECK	CARVER	38
PINCHBECK	GAYTON	78
PINCHBECK	PINCHBECK	453
RATCLIFFE	RATCLIFFE	376
RIDGE	RIDGE	463
RIDGE	TUCKAHOE	44
RIVERS EDGE	RIVERS EDGE	579
RIVERS EDGE	SHADY GROVE	20
RIVERS EDGE	TWIN HICKORY	141
SANDSTON	SANDSTON	137
SANDSTON	SEVEN PINES	10
SEVEN PINES	SANDSTON	44
SEVEN PINES	SEVEN PINES	336
SHADY GROVE	KAECHELE	111
SHADY GROVE	SHADY GROVE	548
SHORT PUMP	DAVIS	56
SHORT PUMP	SHORT PUMP	537
SKIPWITH	SKIPWITH	515
SPRINGFIELD PARK	SPRINGFIELD PARK	640
THREE CHOPT	CRESTVIEW	32
THREE CHOPT	THREE CHOPT	173
TREVVETT	TREVVETT	464
TUCKAHOE	TUCKAHOE	629
TWIN HICKORY	KAECHELE	51
TWIN HICKORY	TWIN HICKORY	507
WARD	WARD	356

Elementary School Option Impacts (Continued)

2018-19 ES Zone	ES Option 3 Zone	K-5th Study Area Live and Attend-In Students
ADAMS	Adams	402
ASHE	Ashe	418
BAKER	Baker	358
CARVER	Carver	448
CHAMBERLAYNE	Chamberlayne	326
CHAMBERLAYNE	Trevvett	32
COLONIAL TRAIL	Colonial Trail	438
COLONIAL TRAIL	Twin Hickory	225
CRESTVIEW	Crestview	305
DAVIS	Davis	488
DAVIS	Pemberton	22
DONAHOE	Donahoe	438
DONAHOE	Seven Pines	17
DUMBARTON	Dumbarton	500
DUMBARTON	Holladay	78
ECHO LAKE	Echo Lake	483
FAIR OAKS	Donahoe	53
FAIR OAKS	Fair Oaks	241
GAYTON	Carver	14
GAYTON	Gayton	506
GAYTON	Short Pump	40
GLEN ALLEN	Glen Allen	620
GLEN LEA	Glen Lea	381
GREENWOOD	Greenwood	398
GREENWOOD	Longdale	152
HARVIE	Harvie	507
HIGHLAND SPRINGS	Fair Oaks	33
HIGHLAND SPRINGS	Highland Springs	432
HOLLADAY	Holladay	555
JOHNSON	Holladay	150
JOHNSON	Johnson	338
KAECHELE	Colonial Trail	29
KAECHELE	Kaechele	364
LABURNUM	Laburnum	489
LAKESIDE	Lakeside	465
LONGAN	Echo Lake	64
LONGAN	Longan	375
LONGDALE	Greenwood	111
LONGDALE	Longdale	303
MAYBEURY	Maybeury	535
MAYBEURY	Pinchbeck	58
MAYBEURY	Ridge	32
MEHFOUD&VARINA	Mehfoud&Varina	567
MONTROSE	Montrose	339
NUCKOLS FARM	Nuckols Farm	591
PEMBERTON	Pemberton	268
PINCHBECK	Carver	38
PINCHBECK	Gayton	58
PINCHBECK	Pinchbeck	473
RATCLIFFE	Ratcliffe	376
RIDGE	Davis	44
RIDGE	Ridge	463
RIVERS EDGE	Rivers Edge	669
RIVERS EDGE	Shady Grove	20
RIVERS EDGE	Springfield Park	51
SANDSTON	Sandston	147
SEVEN PINES	Seven Pines	349
SEVEN PINES	Ward	31
SHADY GROVE	Kaechele	111
SHADY GROVE	Shady Grove	548
SHORT PUMP	Short Pump	593
SKIPWITH	Skipwith	515
SPRINGFIELD PARK	Echo Lake	38
SPRINGFIELD PARK	Springfield Park	602
THREE CHOPT	Crestview	32
THREE CHOPT	Three Chopt	173
TREVVETT	Holladay	49
TREVVETT	Trevvett	415
TUCKAHOE	Tuckahoe	629
TWIN HICKORY	Kaechele	165
TWIN HICKORY	Twin Hickory	393
WARD	Ward	356

2018-19 ES Zone	ES Option 4 Zone	K-5th Study Area Live and Attend-In Students
ADAMS	Adams	250
ADAMS	Montrose	48
ADAMS	Seven Pines	104
ASHE	Adams	168
ASHE	Ashe	250
BAKER	Baker	358
CARVER	Carver	448
CHAMBERLAYNE	Chamberlayne	326
CHAMBERLAYNE	Longdale	32
COLONIAL TRAIL	Colonial Trail	535
COLONIAL TRAIL	Kaechele	128
CRESTVIEW	Crestview	275
CRESTVIEW	Johnson	30
DAVIS	Davis	445
DAVIS	Pemberton	65
DONAHOE	Ashe	42
DONAHOE	Donahoe	389
DONAHOE	Seven Pines	24
DUMBARTON	Dumbarton	500
DUMBARTON	Holladay	78
ECHO LAKE	Echo Lake	483
FAIR OAKS	Donahoe	53
FAIR OAKS	Fair Oaks	241
GAYTON	Carver	14
GAYTON	Gayton	477
GAYTON	Short Pump	69
GLEN ALLEN	Glen Allen	620
GLEN LEA	Glen Lea	381
GREENWOOD	Greenwood	550
HARVIE	Ashe	51
HARVIE	Harvie	456
HIGHLAND SPRINGS	Adams	22
HIGHLAND SPRINGS	Fair Oaks	33
HIGHLAND SPRINGS	Highland Springs	410
HOLLADAY	Holladay	524
HOLLADAY	Johnson	31
JOHNSON	Holladay	154
JOHNSON	Johnson	334
KAECHELE	Kaechele	393
LABURNUM	Laburnum	489
LAKESIDE	Johnson	13
LAKESIDE	Lakeside	452
LONGAN	Dumbarton	64
LONGAN	Longan	375
LONGDALE	Longdale	414
MAYBEURY	Maybeury	593
MAYBEURY	Tuckahoe	32
MEHFOUD&VARINA	Mehfoud&Varina	567
MONTROSE	Montrose	339
NUCKOLS FARM	Nuckols Farm	591
PEMBERTON	Pemberton	231
PEMBERTON	Pinchbeck	37
PINCHBECK	Carver	38
PINCHBECK	Gayton	78
PINCHBECK	Pinchbeck	453
RATCLIFFE	Ratcliffe	376
RIDGE	Ridge	443
RIDGE	Skipwith	20
RIDGE	Tuckahoe	44
RIVERS EDGE	Rivers Edge	599
RIVERS EDGE	Twin Hickory	141
SANDSTON	Sandston	137
SANDSTON	Seven Pines	10
SEVEN PINES	Sandston	44
SEVEN PINES	Seven Pines	305
SEVEN PINES	Ward	31
SHADY GROVE	Shady Grove	659
SHORT PUMP	Davis	56
SHORT PUMP	Short Pump	537
SKIPWITH	Holladay	50
SKIPWITH	Skipwith	465
SPRINGFIELD PARK	Echo Lake	49
SPRINGFIELD PARK	Springfield Park	591
THREE CHOPT	Crestview	32
THREE CHOPT	Three Chopt	173
TREVVETT	Longdale	12
TREVVETT	Trevvett	452
TUCKAHOE	Tuckahoe	629
TWIN HICKORY	Kaechele	51
TWIN HICKORY	Twin Hickory	507
WARD	Ward	356

Elementary School Option Impacts (Continued)

2018-19 ES Zone	ES Option 5 Zone	K-5th Study Area Live and Attend-In Students
ADAMS	Adams	402
ASHE	Ashe	418
BAKER	Baker	358
CARVER	Carver	448
CHAMBERLAYNE	Chamberlayne	326
CHAMBERLAYNE	Trevvett	32
COLONIAL TRAIL	Colonial Trail	535
COLONIAL TRAIL	Kaechele	128
CRESTVIEW	Crestview	305
DAVIS	Davis	488
DAVIS	Pemberton	22
DONAHOE	Donahoe	438
DONAHOE	Seven Pines	17
DUMBARTON	Dumbarton	500
DUMBARTON	Holladay	78
ECHO LAKE	Echo Lake	483
FAIR OAKS	Donahoe	53
FAIR OAKS	Fair Oaks	241
GAYTON	Gayton	520
GAYTON	Short Pump	40
GLEN ALLEN	Glen Allen	620
GLEN LEA	Glen Lea	381
GREENWOOD	Greenwood	550
HARVIE	Harvie	507
HIGHLAND SPRINGS	Fair Oaks	33
HIGHLAND SPRINGS	Highland Springs	432
HOLLADAY	Holladay	555
JOHNSON	Holladay	150
JOHNSON	Johnson	338
KAECHELE	Kaechele	393
LABURNUM	Laburnum	489
LAKESIDE	Lakeside	465
LONGAN	Echo Lake	64
LONGAN	Longan	375
LONGDALE	Greenwood	91
LONGDALE	Longdale	323
MAYBEURY	Maybeury	593
MAYBEURY	Ridge	32
MEHFOUD&VARINA	Mehfoud&Varina	567
MONTROSE	Montrose	339
NUCKOLS FARM	Nuckols Farm	591
PEMBERTON	Pemberton	268
PINCHBECK	Carver	38
PINCHBECK	Gayton	24
PINCHBECK	Pinchbeck	507
RATCLIFFE	Ratcliffe	376
RIDGE	Davis	44
RIDGE	Ridge	463
RIVERS EDGE	Rivers Edge	689
RIVERS EDGE	Springfield Park	51
SANDSTON	Sandston	147
SEVEN PINES	Seven Pines	380
SHADY GROVE	Shady Grove	659
SHORT PUMP	Short Pump	593
SKIPWITH	Holladay	50
SKIPWITH	Skipwith	465
SPRINGFIELD PARK	Echo Lake	38
SPRINGFIELD PARK	Longan	56
SPRINGFIELD PARK	Springfield Park	546
THREE CHOPT	Skipwith	45
THREE CHOPT	Three Chopt	160
TREVVETT	Holladay	49
TREVVETT	Trevvett	415
TUCKAHOE	Tuckahoe	629
TWIN HICKORY	Twin Hickory	558
WARD	Ward	356

2018-19 ES Zone	ES Option 6 Zone	K-5th Study Area Live and Attend-In Students
ADAMS	Adams	250
ADAMS	Montrose	48
ADAMS	Seven Pines	104
ASHE	Adams	168
ASHE	Ashe	250
BAKER	Baker	358
CARVER	Carver	408
CARVER	Gayton	40
CHAMBERLAYNE	Chamberlayne	326
CHAMBERLAYNE	Longdale	32
COLONIAL TRAIL	Colonial Trail	438
COLONIAL TRAIL	Twin Hickory	225
CRESTVIEW	Crestview	305
DAVIS	Davis	468
DAVIS	Pemberton	42
DONAHOE	Ashe	42
DONAHOE	Donahoe	389
DONAHOE	Seven Pines	24
DUMBARTON	Dumbarton	500
DUMBARTON	Holladay	78
ECHO LAKE	Echo Lake	483
FAIR OAKS	Donahoe	53
FAIR OAKS	Fair Oaks	241
GAYTON	Gayton	491
GAYTON	Short Pump	69
GLEN ALLEN	Glen Allen	620
GLEN LEA	Glen Lea	381
GREENWOOD	Greenwood	550
HARVIE	Ashe	51
HARVIE	Harvie	456
HIGHLAND SPRINGS	Adams	22
HIGHLAND SPRINGS	Fair Oaks	33
HIGHLAND SPRINGS	Highland Springs	410
HOLLADAY	Holladay	555
JOHNSON	Holladay	150
JOHNSON	Johnson	338
KAECHELE	Colonial Trail	29
KAECHELE	Kaechele	319
KAECHELE	Shady Grove	45
LABURNUM	Laburnum	489
LAKESIDE	Lakeside	465
LONGAN	Dumbarton	21
LONGAN	Echo Lake	64
LONGAN	Longan	354
LONGDALE	Longdale	414
MAYBEURY	Maybeury	593
MAYBEURY	Ridge	32
MEHFOUD&VARINA	Mehfoud&Varina	567
MONTROSE	Montrose	339
NUCKOLS FARM	Nuckols Farm	591
PEMBERTON	Pemberton	268
PINCHBECK	Carver	93
PINCHBECK	Pinchbeck	476
RATCLIFFE	Ratcliffe	376
RIDGE	Davis	44
RIDGE	Ridge	419
RIDGE	Tuckahoe	44
RIVERS EDGE	Rivers Edge	669
RIVERS EDGE	Shady Grove	20
RIVERS EDGE	Springfield Park	51
SANDSTON	Sandston	137
SANDSTON	Seven Pines	10
SEVEN PINES	Sandston	44
SEVEN PINES	Seven Pines	336
SHADY GROVE	Kaechele	111
SHADY GROVE	Shady Grove	548
SHORT PUMP	Colonial Trail	110
SHORT PUMP	Short Pump	483
SKIPWITH	Holladay	50
SKIPWITH	Skipwith	465
SPRINGFIELD PARK	Longan	56
SPRINGFIELD PARK	Springfield Park	584
THREE CHOPT	Three Chopt	205
TREVVETT	Holladay	49
TREVVETT	Longdale	16
TREVVETT	Trevvett	399
TUCKAHOE	Tuckahoe	629
TWIN HICKORY	Kaechele	171
TWIN HICKORY	Twin Hickory	387
WARD	Ward	356

Middle School Option Enrollment Statistics

Middle School	2018-19 Capacity	Total Enrolled	Option 1 Estimated Enrollment	Option 2 Estimated Enrollment	Option 3 Estimated Enrollment	Option 4 Estimated Enrollment	Option 5 Estimated Enrollment	Option 6 Estimated Enrollment
BROOKLAND MS	1354	1145	1241	1269	1098	1043	1124	1043
ELKO MS	1058	779	751	737	730	865	730	865
FAIRFIELD MS	1348	1071	1064	1116	1026	1087	1188	1087
HOLMAN MS	1058	998	998	988	871	917	871	917
HUNGARY CREEK MS	986	999	898	898	836	916	836	916
L. DOUGLAS WILDER MS	982	793	805	805	942	801	780	801
MOODY MS	1206	1079	1079	1051	1061	1068	1061	1068
POCAHONTAS MS	982	946	970	786	907	817	894	817
QUIOCCASIN MS	1356	1115	1304	1101	1274	1104	1253	1104
ROLFE MS	1358	877	905	867	964	968	964	968
SHORT PUMP MS	1238	973	805	1157	1051	1175	1051	1175
TUCKAHOE MS	1348	1120	1075	1120	1135	1134	1143	1134
Total	**14274**	**11895**	**11895**	**11895**	**11895**	**11895**	**11895**	**11895**

Middle School Option Utilization Statistics

Middle School	2018-19 Capacity	Enrolled Utilization	Option 1 Utilization	Option 2 Utilization	Option 3 Utilization	Option 4 Utilization	Option 5 Utilization	Option 6 Utilization
BROOKLAND MS	1354	85%	92%	94%	81%	77%	83%	77%
ELKO MS	1058	74%	71%	70%	69%	82%	69%	82%
FAIRFIELD MS	1348	79%	79%	83%	76%	81%	88%	81%
HOLMAN MS	1058	94%	94%	93%	82%	87%	82%	87%
HUNGARY CREEK MS	986	101%	91%	91%	85%	93%	85%	93%
L. DOUGLAS WILDER MS	982	81%	82%	82%	96%	82%	79%	82%
MOODY MS	1206	89%	89%	87%	88%	89%	88%	89%
POCAHONTAS MS	982	96%	99%	80%	92%	83%	91%	83%
QUIOCCASIN MS	1356	82%	96%	81%	94%	81%	92%	81%
ROLFE MS	1358	65%	67%	64%	71%	71%	71%	71%
SHORT PUMP MS	1238	79%	65%	93%	85%	95%	85%	95%
TUCKAHOE MS	1348	83%	80%	83%	84%	84%	85%	84%
Total	**14274**	**83%**	**83%**	**83%**	**83%**	**83%**	**83%**	**83%**

Middle School Enrollment by Grade

Middle School	2018-19 Capacity	2018-19 Total Enrolled			
		6	7	8	Total Enrolled
BROOKLAND MS	1354	380	424	341	1145
ELKO MS	1058	263	255	261	779
FAIRFIELD MS	1348	376	370	325	1071
HOLMAN MS	1058	279	369	350	998
HUNGARY CREEK MS	986	312	328	359	999
L. DOUGLAS WILDER MS	982	264	288	241	793
MOODY MS	1206	374	369	336	1079
POCAHONTAS MS	982	306	307	333	946
QUIOCCASIN MS	1356	398	365	352	1115
ROLFE MS	1358	275	316	286	877
SHORT PUMP MS	1238	383	307	283	973
TUCKAHOE MS	1348	379	381	360	1120
Total	**14274**	**3989**	**4079**	**3827**	**11895**

Middle School Option 1 Estimated Enrollment by Grade

Middle School	2018-19 Capacity	Option 1 Estimated Enrollment			
		6	7	8	Option 1 Estimated Enrollment
BROOKLAND MS	1354	404	454	383	1241
ELKO MS	1058	254	247	250	751
FAIRFIELD MS	1348	370	370	324	1064
HOLMAN MS	1058	279	369	350	998
HUNGARY CREEK MS	986	283	298	317	898
L. DOUGLAS WILDER MS	982	275	288	242	805
MOODY MS	1206	374	369	336	1079
POCAHONTAS MS	982	324	311	335	970
QUIOCCASIN MS	1356	451	442	411	1304
ROLFE MS	1358	284	324	297	905
SHORT PUMP MS	1238	326	246	233	805
TUCKAHOE MS	1348	365	361	349	1075
Total	**14274**	**3989**	**4079**	**3827**	**11895**

Middle School Option 2 Estimated Enrollment by Grade

		Option 2 Estimated Enrollment			
Middle School	**2018-19 Capacity**	**6**	**7**	**8**	**Option 2 Estimated Enrollment**
BROOKLAND MS	1354	415	462	392	1269
ELKO MS	1058	250	243	244	737
FAIRFIELD MS	1348	388	388	340	1116
HOLMAN MS	1058	273	366	349	988
HUNGARY CREEK MS	986	283	298	317	898
L. DOUGLAS WILDER MS	982	275	288	242	805
MOODY MS	1206	363	361	327	1051
POCAHONTAS MS	982	247	252	287	786
QUIOCCASIN MS	1356	392	367	342	1101
ROLFE MS	1358	270	310	287	867
SHORT PUMP MS	1238	454	363	340	1157
TUCKAHOE MS	1348	379	381	360	1120
Total	**14274**	**3989**	**4079**	**3827**	**11895**

Middle School Option 3 Estimated Enrollment by Grade

		Option 3 Estimated Enrollment			
Middle School	**2018-19 Capacity**	**6**	**7**	**8**	**Option 3 Estimated Enrollment**
BROOKLAND MS	1354	350	397	351	1098
ELKO MS	1058	248	240	242	730
FAIRFIELD MS	1348	360	356	310	1026
HOLMAN MS	1058	237	323	311	871
HUNGARY CREEK MS	986	264	273	299	836
L. DOUGLAS WILDER MS	982	334	336	272	942
MOODY MS	1206	356	368	337	1061
POCAHONTAS MS	982	302	292	313	907
QUIOCCASIN MS	1356	441	428	405	1274
ROLFE MS	1358	300	345	319	964
SHORT PUMP MS	1238	409	333	309	1051
TUCKAHOE MS	1348	388	388	359	1135
Total	**14274**	**3989**	**4079**	**3827**	**11895**

Middle School Option 4 Estimated Enrollment by Grade

		Option 4 Estimated Enrollment			
Middle School	**2018-19 Capacity**	**6**	**7**	**8**	**Option 4 Estimated Enrollment**
BROOKLAND MS	1354	403	441	381	1225
ELKO MS	1058	244	236	236	716
FAIRFIELD MS	1348	378	374	326	1078
HOLMAN MS	1058	279	369	350	998
HUNGARY CREEK MS	986	273	285	308	866
L. DOUGLAS WILDER MS	982	306	330	271	907
MOODY MS	1206	363	361	327	1051
POCAHONTAS MS	982	250	261	292	803
QUIOCCASIN MS	1356	467	427	397	1291
ROLFE MS	1358	286	331	309	926
SHORT PUMP MS	1238	367	287	270	924
TUCKAHOE MS	1348	373	377	360	1110
Total	**14274**	**3989**	**4079**	**3827**	**11895**

Middle School Option 5 Estimated Enrollment by Grade

		Option 5 Estimated Enrollment			
Middle School	**2018-19 Capacity**	**6**	**7**	**8**	**Option 5 Estimated Enrollment**
BROOKLAND MS	1354	359	405	360	1124
ELKO MS	1058	248	240	242	730
FAIRFIELD MS	1348	406	414	368	1188
HOLMAN MS	1058	237	323	311	871
HUNGARY CREEK MS	986	264	273	299	836
L. DOUGLAS WILDER MS	982	288	278	214	780
MOODY MS	1206	356	368	337	1061
POCAHONTAS MS	982	298	287	309	894
QUIOCCASIN MS	1356	437	416	400	1253
ROLFE MS	1358	300	345	319	964
SHORT PUMP MS	1238	409	333	309	1051
TUCKAHOE MS	1348	387	397	359	1143
Total	**14274**	**3989**	**4079**	**3827**	**11895**

Middle School Option 6 Estimated Enrollment by Grade

		Option 6 Estimated Enrollment			
Middle School	**2018-19 Capacity**	**6**	**7**	**8**	**Option 6 Estimated Enrollment**
BROOKLAND MS	1354	334	351	358	1043
ELKO MS	1058	299	292	274	865
FAIRFIELD MS	1348	359	378	350	1087
HOLMAN MS	1058	261	322	334	917
HUNGARY CREEK MS	986	314	320	282	916
L. DOUGLAS WILDER MS	982	296	288	217	801
MOODY MS	1206	356	371	341	1068
POCAHONTAS MS	982	266	272	279	817
QUIOCCASIN MS	1356	374	372	358	1104
ROLFE MS	1358	307	342	319	968
SHORT PUMP MS	1238	426	379	370	1175
TUCKAHOE MS	1348	397	392	345	1134
Total	**14274**	**3989**	**4079**	**3827**	**11895**

Middle School to High School Feeder Patterns

2018-19 MS Zone	2018-19 HS Zone	Total 6-8th Live-In	MS Attendance
BROOKLAND	HENRICO	24	2%
BROOKLAND	HERMITAGE	848	70%
BROOKLAND	TUCKER	335	28%
ELKO	HIGHLAND SPRINGS	526	62%
ELKO	VARINA	321	38%
FAIRFIELD	HENRICO	60	7%
FAIRFIELD	HIGHLAND SPRINGS	857	93%
HOLMAN	DEEP RUN	204	20%
HOLMAN	GLEN ALLEN	581	58%
HOLMAN	TUCKER	211	21%
HUNGARY CREEK	GLEN ALLEN	914	93%
HUNGARY CREEK	TUCKER	74	7%
L. DOUGLAS WILDER	HENRICO	623	100%
MOODY	HENRICO	109	21%
MOODY	HERMITAGE	400	79%
POCAHONTAS	GODWIN	1015	100%
QUIOCCASIN	FREEMAN	429	36%
QUIOCCASIN	GODWIN	324	27%
QUIOCCASIN	TUCKER	437	37%
ROLFE	HIGHLAND SPRINGS	56	6%
ROLFE	VARINA	906	94%
SHORT PUMP M.	DEEP RUN	1492	100%
TUCKAHOE M.	FREEMAN	963	87%
TUCKAHOE M.	TUCKER	147	13%

Middle School to High School Feeder Patterns (Continued)

MS Option 1 Zone	HS Option 1 Zone	Total 6-8th Live-In	MS Attendance
BROOKLAND	HERMITAGE	994	77%
BROOKLAND	TUCKER	296	23%
ELKO	HIGHLAND SPRINGS	526	65%
ELKO	VARINA	285	35%
FAIRFIELD	HIGHLAND SPRINGS	868	100%
HOLMAN	DEEP RUN	357	36%
HOLMAN	GLEN ALLEN	639	64%
HUNGARY CREEK	GLEN ALLEN	769	87%
HUNGARY CREEK	HERMITAGE	112	13%
L. DOUGLAS WILDER	HENRICO	696	100%
MOODY	HENRICO	109	21%
MOODY	HERMITAGE	400	79%
POCAHONTAS	GODWIN	1051	100%
QUIOCCASIN	FREEMAN	585	42%
QUIOCCASIN	GODWIN	366	26%
QUIOCCASIN	TUCKER	443	32%
ROLFE	VARINA	998	100%
SHORT PUMP M.	DEEP RUN	1298	100%
TUCKAHOE M.	FREEMAN	709	67%
TUCKAHOE M.	TUCKER	355	33%

Middle School to High School Feeder Patterns (Continued)

MS Option 2 Zone	HS Option 2 Zone	Total 6-8th Live-In	MS Attendance
BROOKLAND	HERMITAGE	1023	78%
BROOKLAND	TUCKER	296	22%
ELKO	HIGHLAND SPRINGS	509	64%
ELKO	VARINA	285	36%
FAIRFIELD	HIGHLAND SPRINGS	927	100%
HOLMAN	GLEN ALLEN	581	59%
HOLMAN	TUCKER	404	41%
HUNGARY CREEK	GLEN ALLEN	881	100%
L. DOUGLAS WILDER	HENRICO	696	100%
MOODY	HENRICO	109	23%
MOODY	HERMITAGE	371	77%
POCAHONTAS	GODWIN	839	100%
QUIOCCASIN	FREEMAN	417	35%
QUIOCCASIN	GODWIN	325	28%
QUIOCCASIN	TUCKER	437	37%
ROLFE	VARINA	956	100%
SHORT PUMP M.	DEEP RUN	1690	100%
TUCKAHOE M.	FREEMAN	963	87%
TUCKAHOE M.	TUCKER	147	13%

Middle School to High School Feeder Patterns (Continued)

MS Option 3 Zone	HS Option 3 Zone	Total 6-8th Live-In	MS Attendance
Brookland	Hermitage	922	82%
Brookland	Tucker	197	18%
Elko	Highland Springs	564	72%
Elko	Varina	221	28%
Fairfield	Highland Springs	830	100%
Holman	Deep Run	378	45%
Holman	Glen Allen	454	55%
Hungary Creek	Glen Allen	707	86%
Hungary Creek	Hermitage	112	14%
L. Douglas Wilder	Henrico	922	100%
Moody	Hermitage	417	100%
Pocahontas	Godwin	976	100%
Quioccasin	Freeman	509	38%
Quioccasin	Godwin	172	13%
Quioccasin	Tucker	675	50%
Rolfe	Varina	1062	100%
Short Pump M.	Deep Run	1462	91%
Short Pump M.	Godwin	140	9%
Tuckahoe M.	Freeman	709	62%
Tuckahoe M.	Tucker	427	38%

Middle School to High School Feeder Patterns (Continued)

MS Option 4 Zone	HS Option 4 Zone	Total 6-8th Live-In	MS Attendance
Brookland	Hermitage	944	75%
Brookland	Tucker	323	25%
Elko	Highland Springs	547	71%
Elko	Varina	221	29%
Fairfield	Highland Springs	889	100%
Holman	Glen Allen	681	68%
Holman	Tucker	315	32%
Hungary Creek	Glen Allen	843	100%
L. Douglas Wilder	Henrico	813	100%
Moody	Henrico	109	23%
Moody	Hermitage	371	77%
Pocahontas	Deep Run	187	22%
Pocahontas	Godwin	678	78%
Quioccasin	Freeman	417	30%
Quioccasin	Godwin	551	40%
Quioccasin	Tucker	410	30%
Rolfe	Varina	1020	100%
Short Pump M.	Deep Run	1438	100%
Tuckahoe M.	Freeman	771	70%
Tuckahoe M.	Tucker	328	30%

Middle School to High School Feeder Patterns (Continued)

MS Option 5 Zone	HS Option 5 Zone	Total 6-8th Live-In	MS Attendance
Brookland	Hermitage	922	80%
Brookland	Tucker	224	20%
Elko	Highland Springs	564	72%
Elko	Varina	221	28%
Fairfield	Henrico	223	21%
Fairfield	Highland Springs	830	79%
Holman	Deep Run	268	32%
Holman	Glen Allen	564	68%
Hungary Creek	Glen Allen	819	100%
L. Douglas Wilder	Henrico	699	100%
Moody	Hermitage	417	100%
Pocahontas	Godwin	962	100%
Quioccasin	Freeman	373	28%
Quioccasin	Godwin	271	20%
Quioccasin	Tucker	691	52%
Rolfe	Varina	1062	100%
Short Pump M.	Deep Run	1602	100%
Tuckahoe M.	Freeman	749	65%
Tuckahoe M.	Tucker	395	35%

Middle School to High School Feeder Patterns (Continued)

MS Option 6 Zone	HS Option 6 Zone	Total 6-8th Live-In	MS Attendance
Brookland	Glen Allen	392	36%
Brookland	Hermitage	682	64%
Elko	Highland Springs	924	100%
Fairfield	Henrico	229	24%
Fairfield	Highland Springs	449	47%
Fairfield	Varina	277	29%
Holman	Deep Run	842	81%
Holman	Glen Allen	203	19%
Hungary Creek	Glen Allen	565	57%
Hungary Creek	Hermitage	423	43%
L. Douglas Wilder	Henrico	723	100%
Moody	Hermitage	160	38%
Moody	Tucker	264	62%
Pocahontas	Godwin	479	53%
Pocahontas	Tucker	419	47%
Quioccasin	Freeman	842	73%
Quioccasin	Godwin	305	27%
Rolfe	Varina	1062	100%
Short Pump M.	Deep Run	953	65%
Short Pump M.	Godwin	519	35%
Tuckahoe M.	Freeman	430	38%
Tuckahoe M.	Tucker	714	62%

Middle School Option Impacts

The cells colored in green reflect live-in students who are not moved, and the cells colored in tan show the number of live-in students that are moved, where they are currently zoned, and where they will be zoned per the option. The first table shows a sum of all students impacted per the option.

Student Impact Estimates	
Option	Total 6-8th Live and Attend-In Students Impacted
MS Option 1	545
MS Option 2	455
MS Option 3	933
MS Option 4	807
MS Option 5	1,086
MS Option 6	4,081

2018-19 MS Zone	MS Option 1 Zone	6-8th Study Area Live and Attend-In Students
BROOKLAND	BROOKLAND	1100
BROOKLAND	L. DOUGLAS WILDER	5
ELKO	ELKO	733
ELKO	ROLFE	28
FAIRFIELD	FAIRFIELD	836
FAIRFIELD	L. DOUGLAS WILDER	7
HOLMAN	HOLMAN	760
HUNGARY CREEK	BROOKLAND	101
HUNGARY CREEK	HUNGARY CREEK	802
L. DOUGLAS WILDER	L. DOUGLAS WILDER	558
MOODY	MOODY	421
POCAHONTAS	POCAHONTAS	817
POCAHONTAS	QUIOCCASIN	117
QUIOCCASIN	POCAHONTAS	22
QUIOCCASIN	QUIOCCASIN	1052
QUIOCCASIN	TUCKAHOE M.	26
ROLFE	ROLFE	868
SHORT PUMP M.	POCAHONTAS	119
SHORT PUMP M.	QUIOCCASIN	49
SHORT PUMP M.	SHORT PUMP M.	794
TUCKAHOE M.	QUIOCCASIN	71
TUCKAHOE M.	TUCKAHOE M.	1019

2018-19 MS Zone	MS Option 2 Zone	6-8th Study Area Live and Attend-In Students
BROOKLAND	BROOKLAND	1100
BROOKLAND	L. DOUGLAS WILDER	5
ELKO	ELKO	719
ELKO	FAIRFIELD	14
ELKO	ROLFE	28
FAIRFIELD	FAIRFIELD	836
FAIRFIELD	L. DOUGLAS WILDER	7
HOLMAN	HOLMAN	750
HOLMAN	SHORT PUMP M.	10
HUNGARY CREEK	BROOKLAND	101
HUNGARY CREEK	HUNGARY CREEK	802
L. DOUGLAS WILDER	L. DOUGLAS WILDER	558
MOODY	BROOKLAND	28
MOODY	MOODY	393
POCAHONTAS	POCAHONTAS	742
POCAHONTAS	QUIOCCASIN	18
POCAHONTAS	SHORT PUMP M.	174
QUIOCCASIN	POCAHONTAS	32
QUIOCCASIN	QUIOCCASIN	1068
ROLFE	FAIRFIELD	38
ROLFE	ROLFE	830
SHORT PUMP M.	SHORT PUMP M.	962
TUCKAHOE M.	TUCKAHOE M.	1090

Middle School Option Impacts (Continued)

2018-19 MS Zone	MS Option 3 Zone	K-5th Study Area Live and Attend-In Students
BROOKLAND	Brookland	895
BROOKLAND	L. Douglas Wilder	107
BROOKLAND	Moody	17
BROOKLAND	Tuckahoe M.	86
ELKO	Elko	674
ELKO	Rolfe	87
FAIRFIELD	Elko	38
FAIRFIELD	Fairfield	798
FAIRFIELD	L. Douglas Wilder	7
HOLMAN	Holman	633
HOLMAN	Short Pump M.	127
HUNGARY CREEK	Brookland	163
HUNGARY CREEK	Hungary Creek	740
L. DOUGLAS WILDER	L. Douglas Wilder	558
MOODY	L. Douglas Wilder	35
MOODY	Moody	386
POCAHONTAS	Pocahontas	817
POCAHONTAS	Quioccasin	117
QUIOCCASIN	Pocahontas	29
QUIOCCASIN	Quioccasin	1071
ROLFE	Rolfe	868
SHORT PUMP M.	Pocahontas	49
SHORT PUMP M.	Short Pump M.	913
TUCKAHOE M.	Quioccasin	71
TUCKAHOE M.	Tuckahoe M.	1019

2018-19 MS Zone	MS Option 4 Zone	K-5th Study Area Live and Attend-In Students
BROOKLAND	Brookland	998
BROOKLAND	L. Douglas Wilder	107
ELKO	Elko	660
ELKO	Fairfield	14
ELKO	Rolfe	87
FAIRFIELD	Elko	38
FAIRFIELD	Fairfield	798
FAIRFIELD	L. Douglas Wilder	7
HOLMAN	Holman	760
HUNGARY CREEK	Brookland	133
HUNGARY CREEK	Hungary Creek	770
L. DOUGLAS WILDER	L. Douglas Wilder	558
MOODY	Brookland	28
MOODY	Moody	393
POCAHONTAS	Pocahontas	703
POCAHONTAS	Quioccasin	231
QUIOCCASIN	Brookland	26
QUIOCCASIN	Pocahontas	39
QUIOCCASIN	Quioccasin	1035
ROLFE	Fairfield	38
ROLFE	Rolfe	830
SHORT PUMP M.	Pocahontas	49
SHORT PUMP M.	Short Pump M.	913
TUCKAHOE M.	Quioccasin	10
TUCKAHOE M.	Tuckahoe M.	1080

Middle School Option Impacts (Continued)

2018-19 MS Zone	MS Option 5 Zone	K-5th Study Area Live and Attend-In Students
BROOKLAND	Brookland	895
BROOKLAND	L. Douglas Wilder	107
BROOKLAND	Moody	17
BROOKLAND	Tuckahoe M.	86
ELKO	Elko	674
ELKO	Rolfe	87
FAIRFIELD	Elko	38
FAIRFIELD	Fairfield	805
HOLMAN	Holman	633
HOLMAN	Short Pump M.	127
HUNGARY CREEK	Brookland	163
HUNGARY CREEK	Hungary Creek	740
L. DOUGLAS WILDER	Fairfield	155
L. DOUGLAS WILDER	L. Douglas Wilder	403
MOODY	L. Douglas Wilder	35
MOODY	Moody	386
POCAHONTAS	Pocahontas	817
POCAHONTAS	Quioccasin	117
QUIOCCASIN	Brookland	26
QUIOCCASIN	Pocahontas	16
QUIOCCASIN	Quioccasin	1058
ROLFE	Rolfe	868
SHORT PUMP M.	Pocahontas	49
SHORT PUMP M.	Short Pump M.	913
TUCKAHOE M.	Quioccasin	63
TUCKAHOE M.	Tuckahoe M.	1027

2018-19 MS Zone	MS Option 6 Zone	K-5th Study Area Live and Attend-In Students
BROOKLAND	Brookland	366
BROOKLAND	Hungary Creek	232
BROOKLAND	L. Douglas Wilder	166
BROOKLAND	Moody	24
BROOKLAND	Tuckahoe M.	317
ELKO	Elko	714
ELKO	Fairfield	14
ELKO	Rolfe	33
FAIRFIELD	Elko	133
FAIRFIELD	Fairfield	652
FAIRFIELD	Rolfe	58
HOLMAN	Holman	321
HOLMAN	Hungary Creek	322
HOLMAN	Short Pump M.	117
HUNGARY CREEK	Brookland	637
HUNGARY CREEK	Hungary Creek	266
L. DOUGLAS WILDER	Fairfield	193
L. DOUGLAS WILDER	L. Douglas Wilder	365
MOODY	L. Douglas Wilder	35
MOODY	Moody	386
POCAHONTAS	Pocahontas	442
POCAHONTAS	Short Pump M.	492
QUIOCCASIN	Pocahontas	282
QUIOCCASIN	Quioccasin	660
QUIOCCASIN	Tuckahoe M.	158
ROLFE	Rolfe	868
SHORT PUMP M.	Holman	358
SHORT PUMP M.	Pocahontas	49
SHORT PUMP M.	Short Pump M.	555
TUCKAHOE M.	Pocahontas	32
TUCKAHOE M.	Quioccasin	429
TUCKAHOE M.	Tuckahoe M.	629

High School Option Enrollment Statistics

High School	2018-19 Capacity	Option Capacity	Total Enrolled	Option 1 Estimated Enrollment	Option 2 Estimated Enrollment	Option 3 Estimated Enrollment	Option 4 Estimated Enrollment	Option 5 Estimated Enrollment	Option 6 Estimated Enrollment
DEEP RUN HS	1850	1850	1705	1614	1721	1797	1643	1851	1778
FREEMAN HS	1760	1760	1767	1673	1749	1546	1543	1424	1584
GLEN ALLEN HS	1850	1850	1816	1743	1619	1506	1816	1737	1489
GODWIN HS	1904	1904	1822	1896	1672	1732	1731	1678	1786
HENRICO HS	1884	1884	1601	1579	1579	1715	1715	1715	1703
HERMITAGE HS	1976	1976	1579	1865	1843	1783	1649	1662	1571
HIGHLAND SPRINGS HS	1788	2006	1832	1788	1837	1788	1837	1788	1709
TUCKER HS	1958	1990	1684	1582	1769	1873	1855	1885	1949
VARINA HS	1980	1980	1492	1558	1509	1558	1509	1558	1729
Total	**16950**	**17200**	**15298**	**15298**	**15298**	**15298**	**15298**	**15298**	**15298**

High School Option Utilization Statistics

High School	2018-19 Capacity	Option Capacity	Enrolled Utilization	Option 1 Utilization	Option 2 Utilization	Option 3 Utilization	Option 4 Utilization	Option 5 Utilization	Option 6 Utilization
DEEP RUN HS	1850	1850	92%	87%	93%	97%	89%	100%	96%
FREEMAN HS	1760	1760	100%	95%	99%	88%	88%	81%	90%
GLEN ALLEN HS	1850	1850	98%	94%	88%	81%	98%	94%	80%
GODWIN HS	1904	1904	96%	100%	88%	91%	91%	88%	94%
HENRICO HS	1884	1884	85%	84%	84%	91%	91%	91%	90%
HERMITAGE HS	1976	1976	80%	94%	93%	90%	83%	84%	80%
HIGHLAND SPRINGS HS	1788	2006	102%	89%	92%	89%	92%	89%	85%
TUCKER HS	1958	1990	86%	79%	89%	94%	93%	95%	98%
VARINA HS	1980	1980	75%	79%	76%	79%	76%	79%	87%
Total	**16950**	**17200**	**90%**	**89%**	**89%**	**89%**	**89%**	**89%**	**89%**

High School Option Enrollment Statistics

		2018-19 Total Enrolled				
High School	**2018-19 Capacity**	**9**	**10**	**11**	**12**	**Total Enrolled**
DEEP RUN HS	1850	420	437	405	443	1705
FREEMAN HS	1760	515	401	426	425	1767
GLEN ALLEN HS	1850	514	451	425	426	1816
GODWIN HS	1904	475	414	452	481	1822
HENRICO HS	1884	438	380	390	393	1601
HERMITAGE HS	1976	390	432	418	339	1579
HIGHLAND SPRINGS HS	1788	544	488	432	368	1832
TUCKER HS	1958	441	455	390	398	1684
VARINA HS	1980	422	373	375	322	1492
Total	**16950**	**4159**	**3831**	**3713**	**3595**	**15298**

High School Option 1 Estimated Enrollment by Grade

		Option 1 Estimated Enrollment				
High School	**Option Capacity**	**9**	**10**	**11**	**12**	**Option 1 Estimated Enrollment**
DEEP RUN HS	1850	403	422	384	405	1614
FREEMAN HS	1760	484	383	407	399	1673
GLEN ALLEN HS	1850	478	428	423	414	1743
GODWIN HS	1904	492	439	459	506	1896
HENRICO HS	1884	430	377	382	390	1579
HERMITAGE HS	1976	471	514	480	400	1865
HIGHLAND SPRINGS HS	2006	532	472	426	358	1788
TUCKER HS	1990	427	404	363	388	1582
VARINA HS	1980	442	392	389	335	1558
Total	**17200**	**4159**	**3831**	**3713**	**3595**	**15298**

High School Option 2 Estimated Enrollment by Grade

		Option 2 Estimated Enrollment				
High School	**Option Capacity**	**9**	**10**	**11**	**12**	**Option 2 Estimated Enrollment**
DEEP RUN HS	1850	429	432	417	443	1721
FREEMAN HS	1760	509	397	421	422	1749
GLEN ALLEN HS	1850	448	417	362	392	1619
GODWIN HS	1904	427	383	420	442	1672
HENRICO HS	1884	430	377	382	390	1579
HERMITAGE HS	1976	478	494	481	390	1843
HIGHLAND SPRINGS HS	2006	547	487	436	367	1837
TUCKER HS	1990	464	467	415	423	1769
VARINA HS	1980	427	377	379	326	1509
Total	**17200**	**4159**	**3831**	**3713**	**3595**	**15298**

High School Option 3 Estimated Enrollment by Grade

		Option 3 Estimated Enrollment				
High School	**Option Capacity**	**9**	**10**	**11**	**12**	**Option 3 Estimated Enrollment**
DEEP RUN HS	1850	450	469	430	448	1797
FREEMAN HS	1760	444	351	382	369	1546
GLEN ALLEN HS	1850	408	371	363	364	1506
GODWIN HS	1904	442	398	428	464	1732
HENRICO HS	1884	461	417	422	415	1715
HERMITAGE HS	1976	463	484	454	382	1783
HIGHLAND SPRINGS HS	2006	532	472	426	358	1788
TUCKER HS	1990	517	477	419	460	1873
VARINA HS	1980	442	392	389	335	1558
Total	**17200**	**4159**	**3831**	**3713**	**3595**	**15298**

High School Option 4 Estimated Enrollment by Grade

		Option 4 Estimated Enrollment				
High School	**Option Capacity**	**9**	**10**	**11**	**12**	**Option 4 Estimated Enrollment**
DEEP RUN HS	1850	410	416	393	424	1643
FREEMAN HS	1760	447	358	369	369	1543
GLEN ALLEN HS	1850	518	444	423	431	1816
GODWIN HS	1904	441	393	436	461	1731
HENRICO HS	1884	461	417	422	415	1715
HERMITAGE HS	1976	417	455	421	356	1649
HIGHLAND SPRINGS HS	2006	547	487	436	367	1837
TUCKER HS	1990	491	484	434	446	1855
VARINA HS	1980	427	377	379	326	1509
Total	**17200**	**4159**	**3831**	**3713**	**3595**	**15298**

High School Option 5 Estimated Enrollment by Grade

		Option 5 Estimated Enrollment				
High School	**Option Capacity**	**9**	**10**	**11**	**12**	**Option 5 Estimated Enrollment**
DEEP RUN HS	1850	468	486	438	459	1851
FREEMAN HS	1760	416	325	347	336	1424
GLEN ALLEN HS	1850	467	422	418	430	1737
GODWIN HS	1904	424	377	427	450	1678
HENRICO HS	1884	461	417	422	415	1715
HERMITAGE HS	1976	427	460	425	350	1662
HIGHLAND SPRINGS HS	2006	532	472	426	358	1788
TUCKER HS	1990	522	480	421	462	1885
VARINA HS	1980	442	392	389	335	1558
Total	**17200**	**4159**	**3831**	**3713**	**3595**	**15298**

High School Option 6 Estimated Enrollment by Grade

		Option 6 Estimated Enrollment				
High School	**Option Capacity**	**9**	**10**	**11**	**12**	**Option 6 Estimated Enrollment**
DEEP RUN HS	1850	444	466	418	450	1778
FREEMAN HS	1760	455	362	391	376	1584
GLEN ALLEN HS	1850	397	352	367	373	1489
GODWIN HS	1904	464	404	445	473	1786
HENRICO HS	1884	448	420	434	401	1703
HERMITAGE HS	1976	410	448	389	324	1571
HIGHLAND SPRINGS HS	2006	497	437	422	353	1709
TUCKER HS	1990	534	506	439	470	1949
VARINA HS	1980	510	436	408	375	1729
Total	**17200**	**4159**	**3831**	**3713**	**3595**	**15298**

High School Option Impacts

The cells colored in green reflect live-in students who are not moved, and the cells colored in tan show the number of live-in students that are moved, where they are currently zoned, and where they will be zoned per the option. The first table shows a sum of all students impacted per the option.

Student Impact Estimates	
Option	**Total 9-12th Live and Attend-In Students Impacted**
HS Option 1	1,329
HS Option 2	927
HS Option 3	1,963
HS Option 4	1,274
HS Option 5	1,574
HS Option 6	2,798

2018-19 HS Zone	HS Option 1 Zone	9-12th Study Area Live and Attend-In Students
DEEP RUN	DEEP RUN	1321
DEEP RUN	GODWIN	220
FREEMAN	FREEMAN	1371
FREEMAN	TUCKER	240
GLEN ALLEN	DEEP RUN	129
GLEN ALLEN	GLEN ALLEN	1327
GLEN ALLEN	HERMITAGE	164
GODWIN	FREEMAN	146
GODWIN	GODWIN	1480
HENRICO	HENRICO	1053
HENRICO	HIGHLAND SPRINGS	22
HERMITAGE	HERMITAGE	1396
HIGHLAND SPRINGS	HIGHLAND SPRINGS	1516
HIGHLAND SPRINGS	VARINA	66
TUCKER	GLEN ALLEN	220
TUCKER	HERMITAGE	122
TUCKER	TUCKER	894

2018-19 HS Zone	HS Option 2 Zone	9-12th Study Area Live and Attend-In Students
DEEP RUN	DEEP RUN	1389
DEEP RUN	GLEN ALLEN	152
FREEMAN	FREEMAN	1593
FREEMAN	GODWIN	18
GLEN ALLEN	GLEN ALLEN	1290
GLEN ALLEN	HERMITAGE	123
GLEN ALLEN	TUCKER	207
GODWIN	DEEP RUN	168
GODWIN	GODWIN	1458
HENRICO	HENRICO	1053
HENRICO	HIGHLAND SPRINGS	22
HERMITAGE	HERMITAGE	1396
HIGHLAND SPRINGS	HIGHLAND SPRINGS	1516
HIGHLAND SPRINGS	VARINA	66
TUCKER	GLEN ALLEN	80
TUCKER	HERMITAGE	42
TUCKER	TUCKER	1114
VARINA	HIGHLAND SPRINGS	49
VARINA	VARINA	1357

High School Option Impacts (Continued)

2018-19 HS Zone	HS Option 3 Zone	9-12th Study Area Live and Attend-In Students
DEEP RUN	Deep Run	1321
DEEP RUN	Godwin	220
FREEMAN	Freeman	1244
FREEMAN	Tucker	367
GLEN ALLEN	Deep Run	276
GLEN ALLEN	Glen Allen	1126
GLEN ALLEN	Hermitage	218
GODWIN	Freeman	146
GODWIN	Godwin	1313
GODWIN	Tucker	167
HENRICO	Henrico	1053
HENRICO	Highland Springs	22
HERMITAGE	Henrico	136
HERMITAGE	Hermitage	1260
HIGHLAND SPRINGS	Highland Springs	1516
HIGHLAND SPRINGS	Varina	66
TUCKER	Deep Run	36
TUCKER	Glen Allen	184
TUCKER	Godwin	3
TUCKER	Hermitage	122
TUCKER	Tucker	891
VARINA	Varina	1406

2018-19 HS Zone	HS Option 4 Zone	9-12th Study Area Live and Attend-In Students
DEEP RUN	Deep Run	1311
DEEP RUN	Glen Allen	174
DEEP RUN	Godwin	56
FREEMAN	Freeman	1387
FREEMAN	Godwin	18
FREEMAN	Tucker	206
GLEN ALLEN	Glen Allen	1366
GLEN ALLEN	Hermitage	164
GLEN ALLEN	Tucker	90
GODWIN	Deep Run	168
GODWIN	Godwin	1458
HENRICO	Henrico	1053
HENRICO	Highland Springs	22
HERMITAGE	Henrico	136
HERMITAGE	Hermitage	1260
HIGHLAND SPRINGS	Highland Springs	1516
HIGHLAND SPRINGS	Varina	66
TUCKER	Glen Allen	80
TUCKER	Godwin	3
TUCKER	Hermitage	42
TUCKER	Tucker	1111
VARINA	Highland Springs	49
VARINA	Varina	1357

2018-19 HS Zone	HS Option 5 Zone	9-12th Study Area Live and Attend-In Students
DEEP RUN	Deep Run	1485
DEEP RUN	Godwin	56
FREEMAN	Freeman	1244
FREEMAN	Tucker	367
GLEN ALLEN	Deep Run	202
GLEN ALLEN	Glen Allen	1241
GLEN ALLEN	Hermitage	177
GODWIN	Freeman	24
GODWIN	Godwin	1423
GODWIN	Tucker	179
HENRICO	Henrico	1053
HENRICO	Highland Springs	22
HERMITAGE	Henrico	136
HERMITAGE	Hermitage	1260
HIGHLAND SPRINGS	Highland Springs	1516
HIGHLAND SPRINGS	Varina	66
TUCKER	Glen Allen	300
TUCKER	Godwin	3
TUCKER	Hermitage	42
TUCKER	Tucker	891
VARINA	Varina	1406

2018-19 HS Zone	HS Option 6 Zone	9-12th Study Area Live and Attend-In Students
DEEP RUN	Deep Run	1485
DEEP RUN	Godwin	56
FREEMAN	Freeman	1353
FREEMAN	Tucker	258
GLEN ALLEN	Deep Run	129
GLEN ALLEN	Glen Allen	1138
GLEN ALLEN	Hermitage	353
GODWIN	Freeman	20
GODWIN	Godwin	1534
GODWIN	Tucker	72
HENRICO	Henrico	811
HENRICO	Varina	264
HERMITAGE	Glen Allen	36
HERMITAGE	Henrico	216
HERMITAGE	Hermitage	810
HERMITAGE	Tucker	334
HIGHLAND SPRINGS	Henrico	150
HIGHLAND SPRINGS	Highland Springs	1190
HIGHLAND SPRINGS	Varina	242
TUCKER	Freeman	55
TUCKER	Glen Allen	119
TUCKER	Hermitage	225
TUCKER	Tucker	837
VARINA	Highland Springs	269
VARINA	Varina	1137

Glossary of Terms

Capacity –the number of students that an individual school has the physical capacity to enroll and can be reasonably accommodated in a facility.

Utilization - Utilization is the enrollment divided by the capacity, described as a percentage.

Live-in students – Students residing inside of a school attendance boundary, regardless of where that student attends school.

Live and Attend-in students – Students that live inside a school attendance boundary, and attends that school.

Live-out Attend-in students – Students that live outside of the 2018-19 attendance boundaries for the school that they attend, but attend that school.

Out of District students – Students that live outside of the Henrico County Public Schools boundary.

Unmatched students – Students whose address was not able to be located by the GIS.

Estimated Enrollment – Estimated Enrollment is calculated by adding the Live and Attend-in students plus the Live-Out Attend-In, Out of District, and Unmatched students.

Option Impact – The number of Live and Attend-In students that change attendance boundaries from the 2018-19 attendance boundaries given each option. In other words, an estimate of the total number of students that could be impacted per any of the options.

Feeder Pattern – The number of students living within the attendance boundary of both a lower grade cohort (ex. Elementary schools) and a higher grade cohort (i.e. Middle School). This is given as both the number of Live-in students, and described as a percentage.

Henrico County Public Schools
Elementary DRAFT Option 1 West

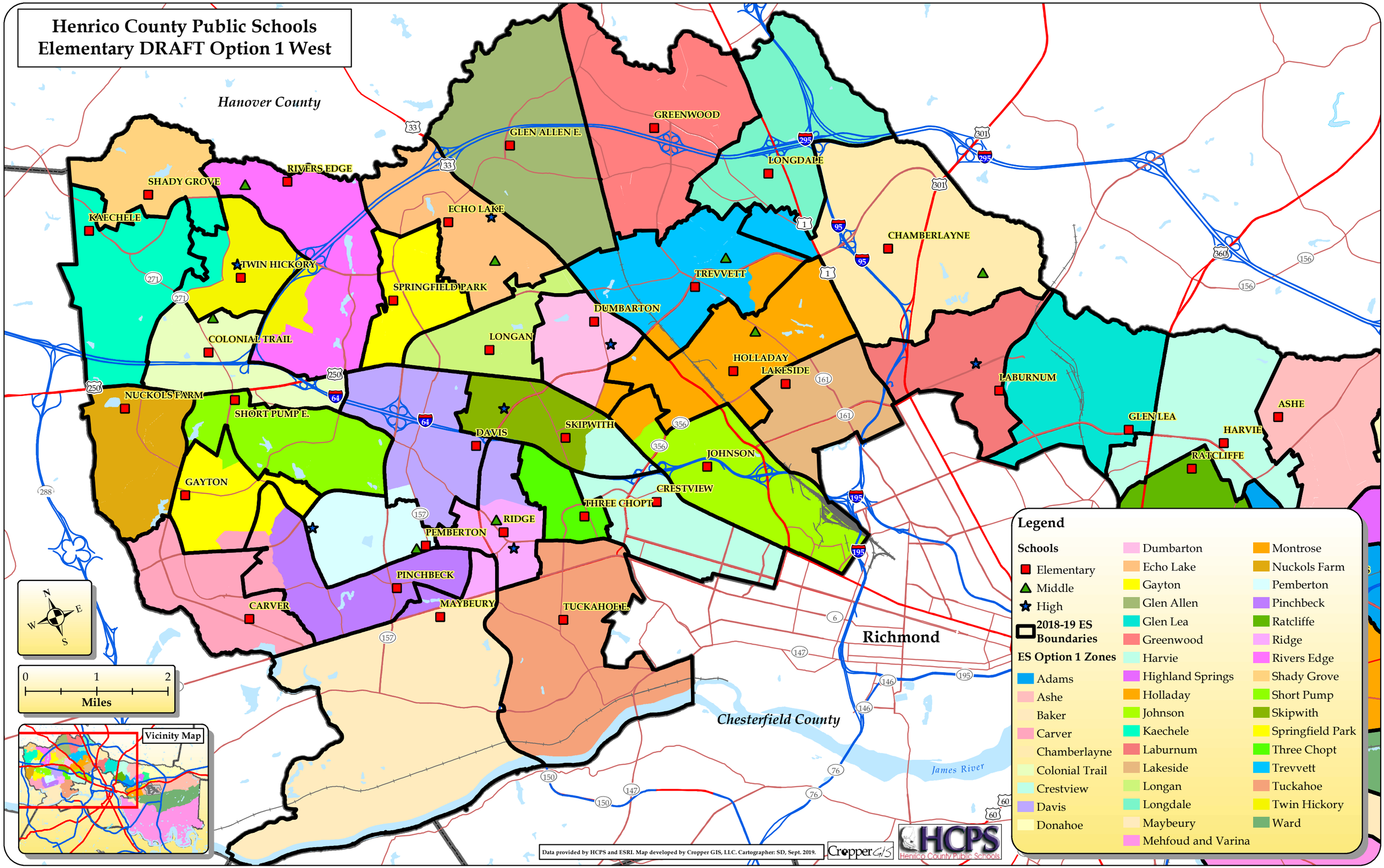

Henrico County Public Schools
Elementary DRAFT Option 1 East

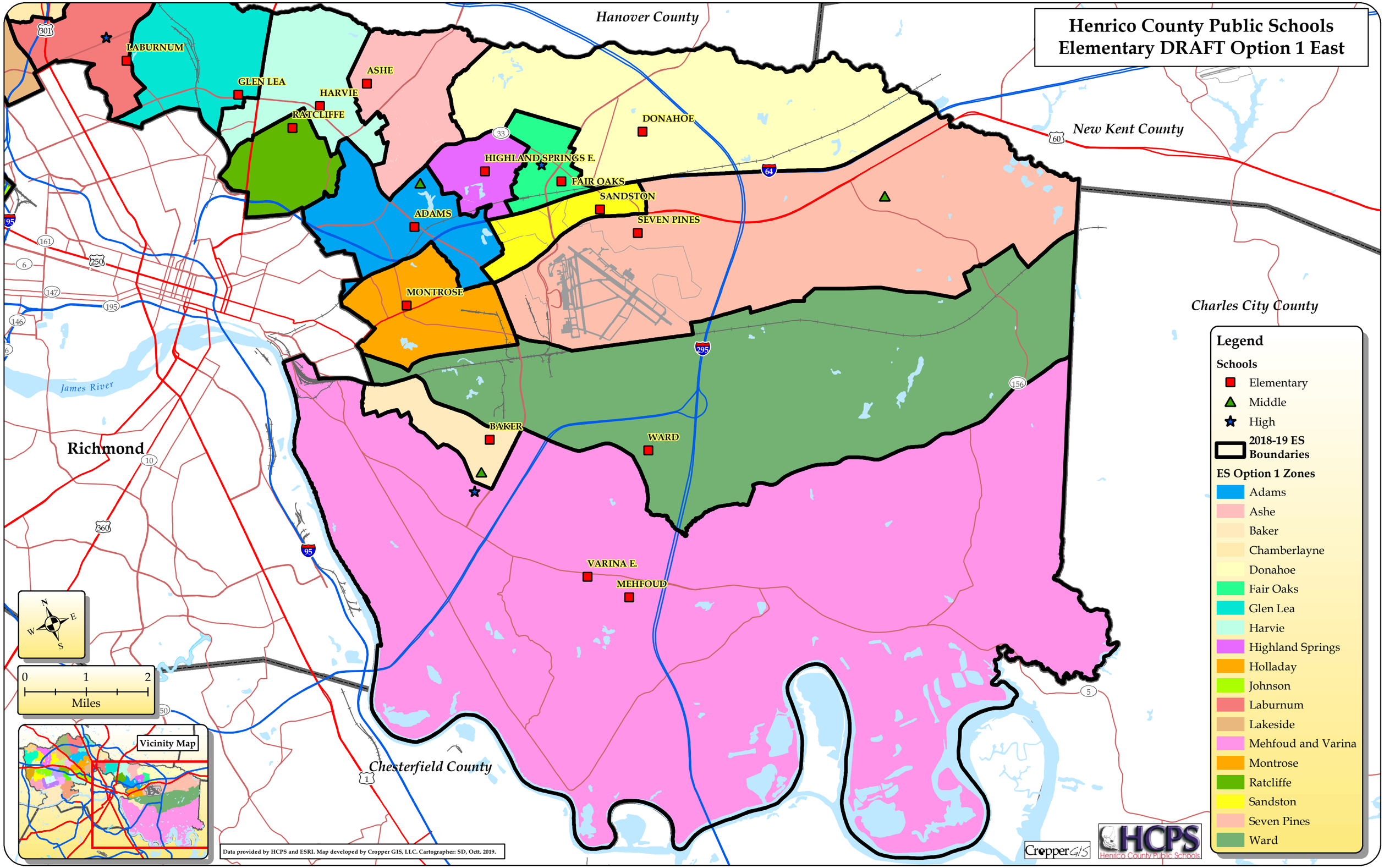

Henrico County Public Schools
Elementary DRAFT Option 2 West

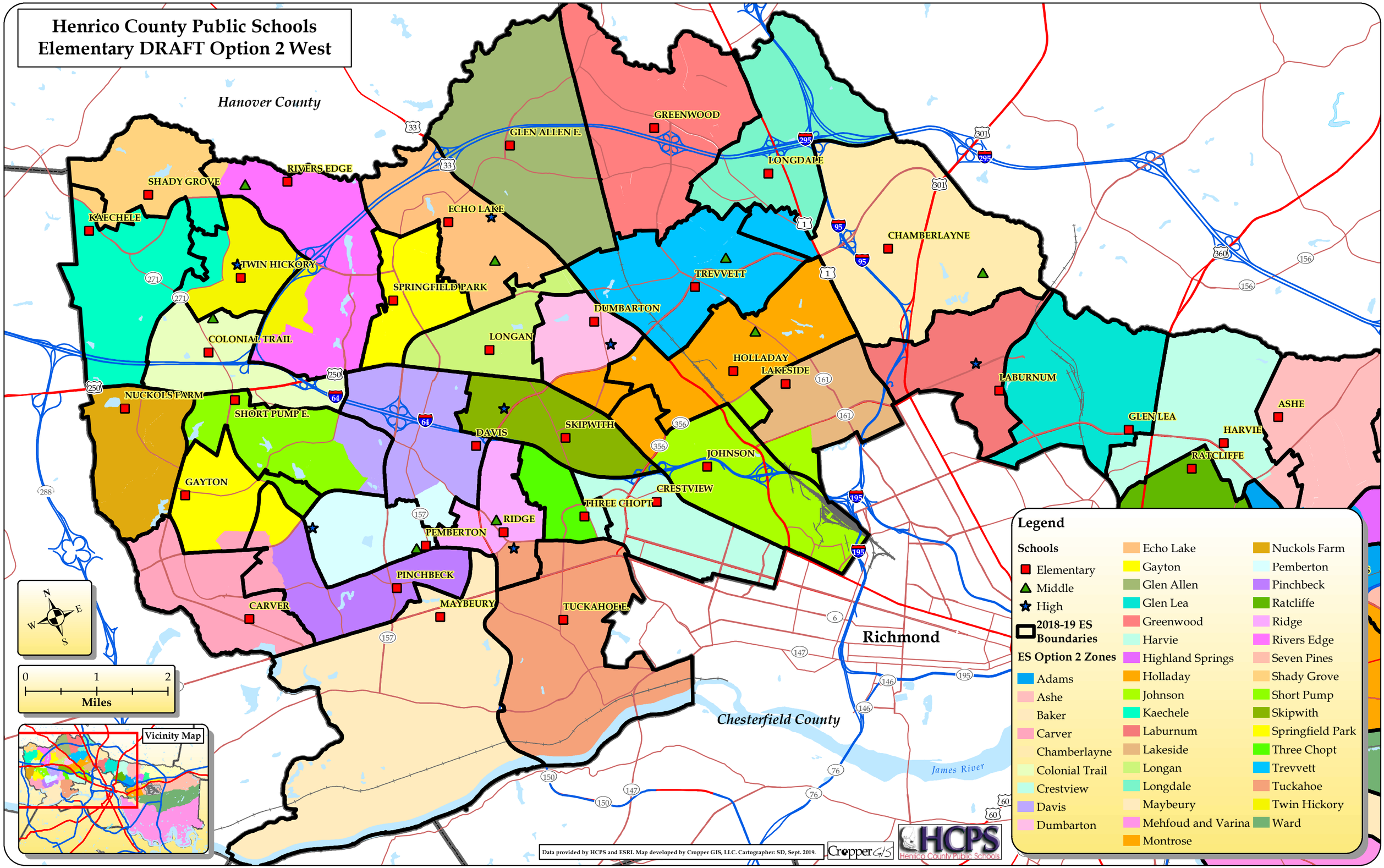

Henrico County Public Schools
Elementary DRAFT Option 2 East

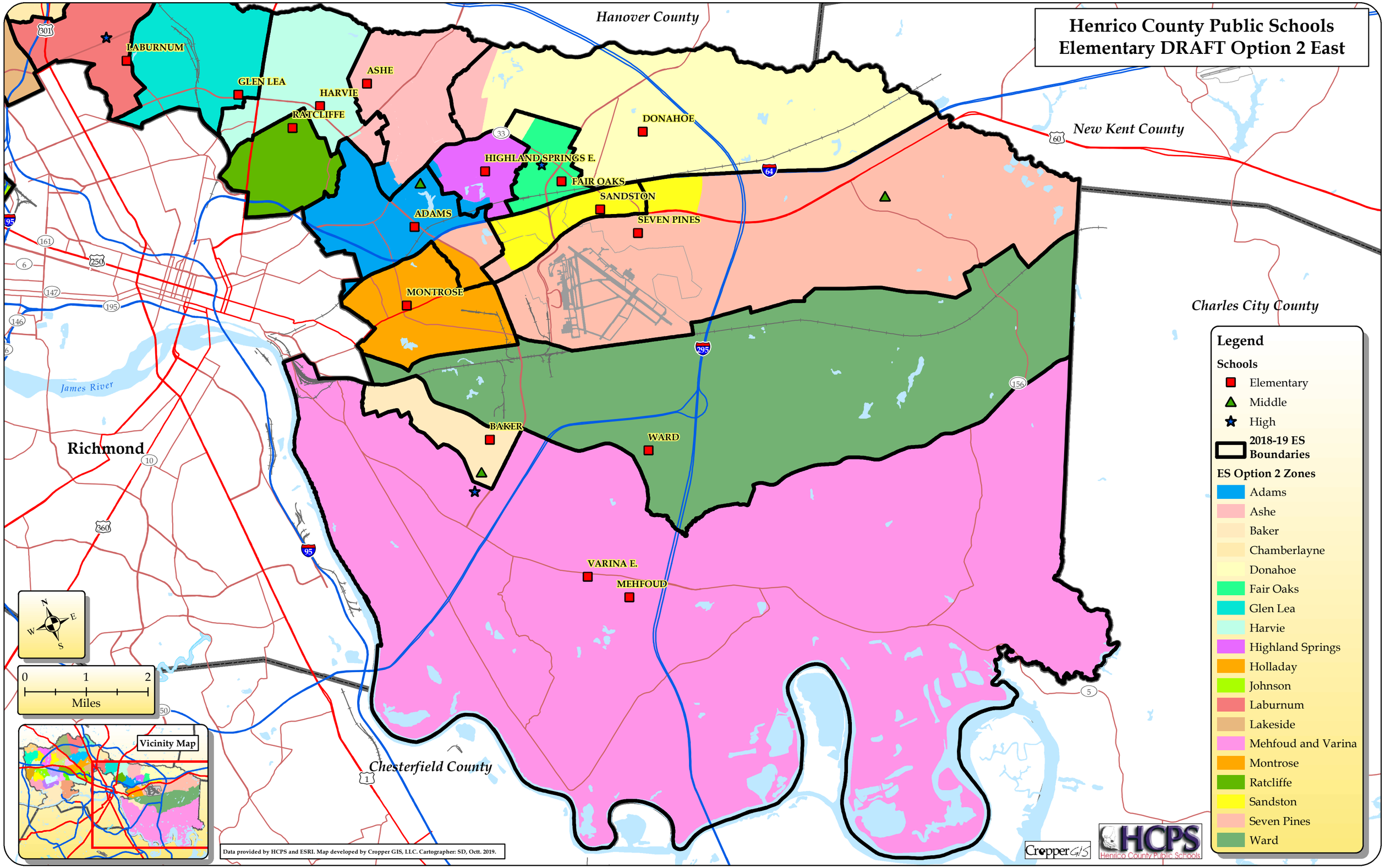

Henrico County Public Schools
Elementary DRAFT Option 3 West

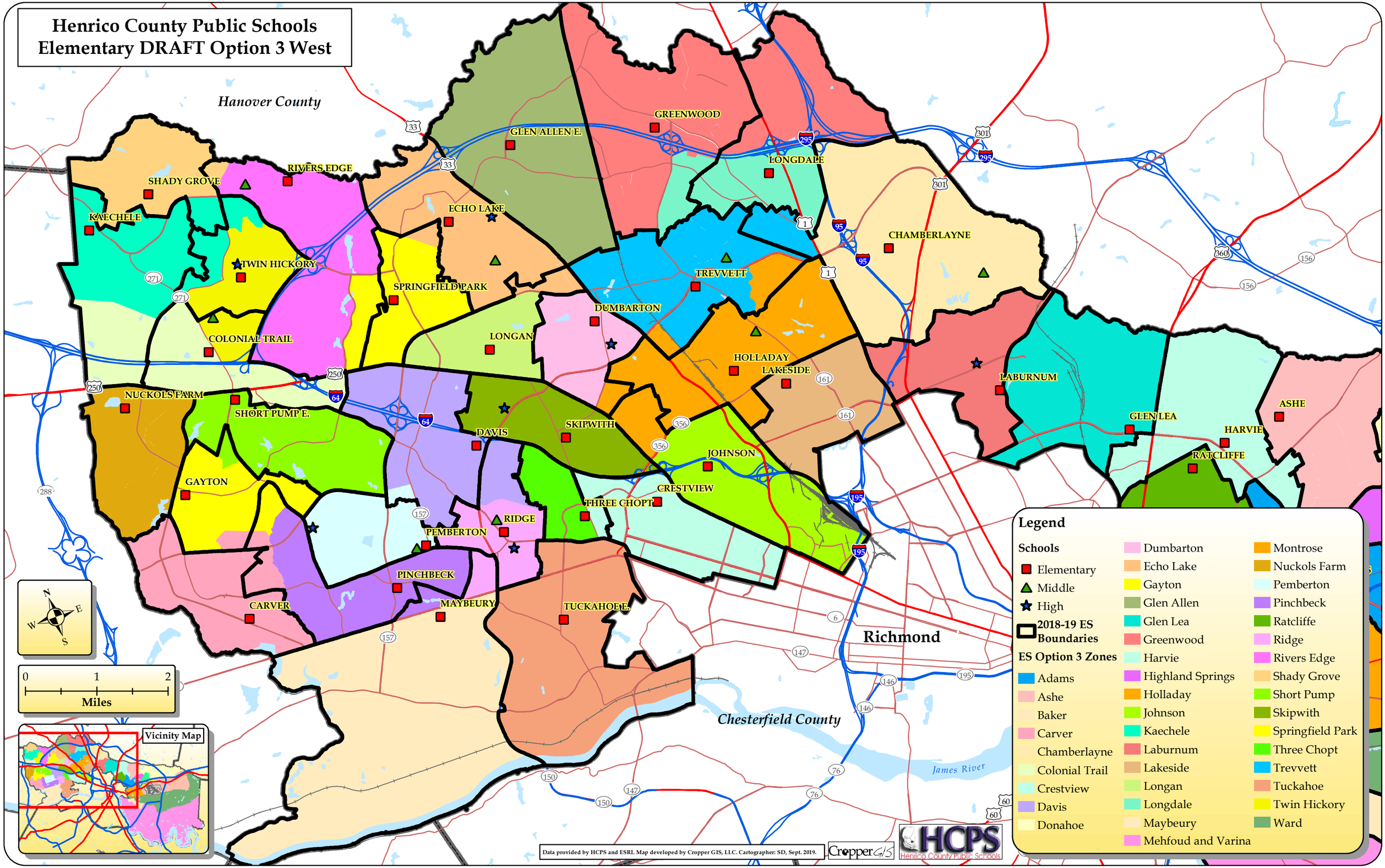

Henrico County Public Schools
Elementary DRAFT Option 3 East

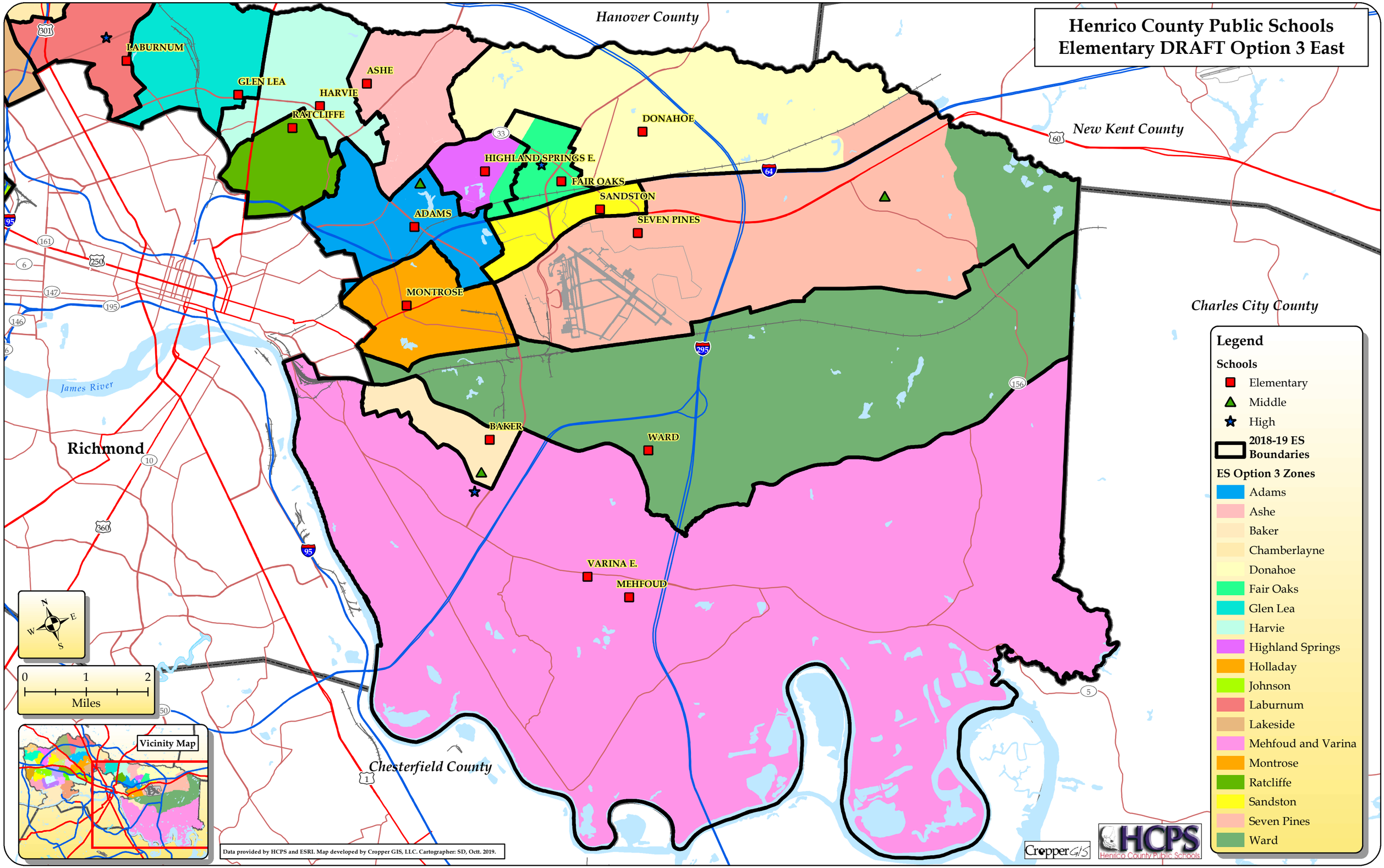

Henrico County Public Schools
Elementary DRAFT Option 4 West

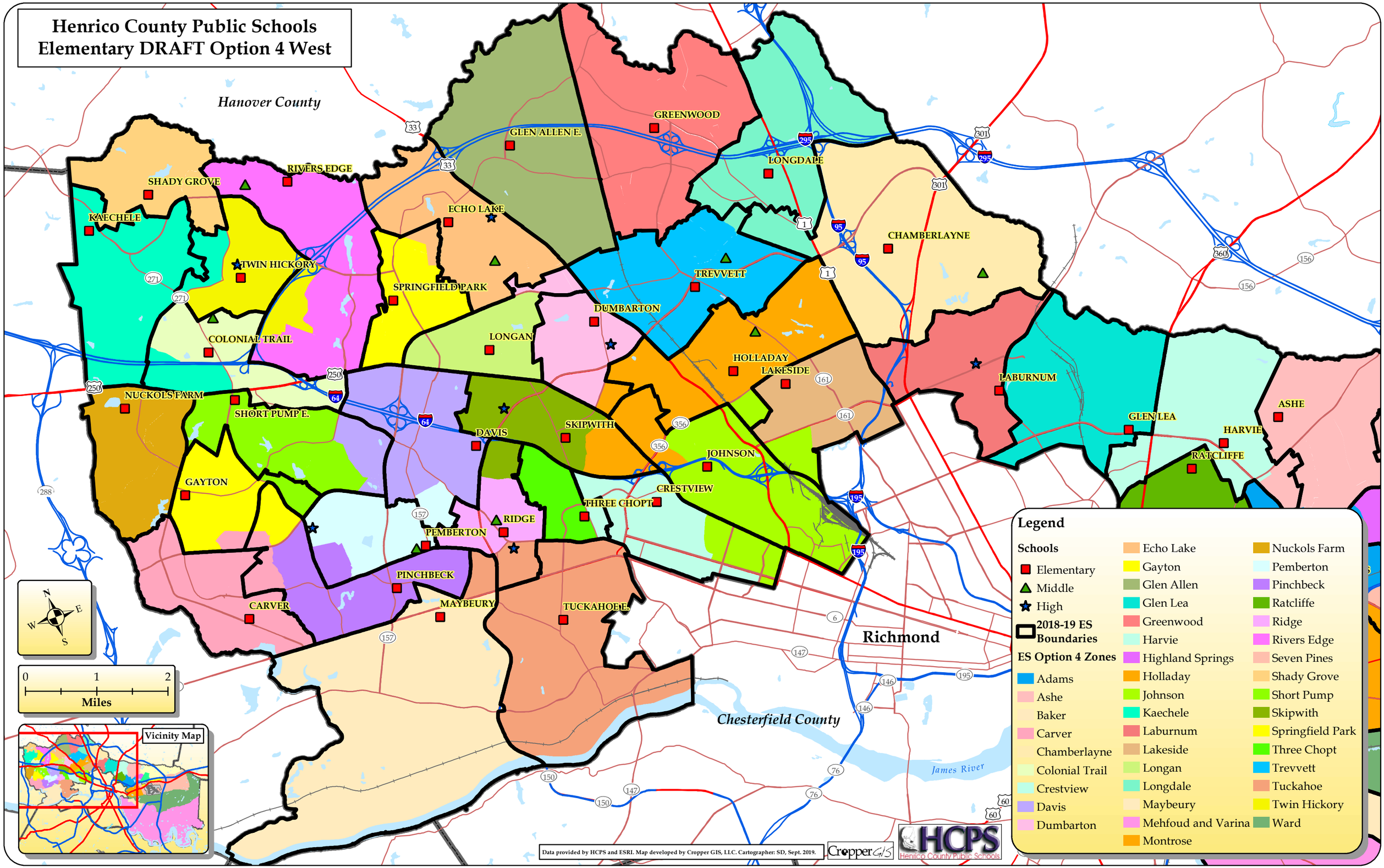

Henrico County Public Schools
Elementary DRAFT Option 4 East

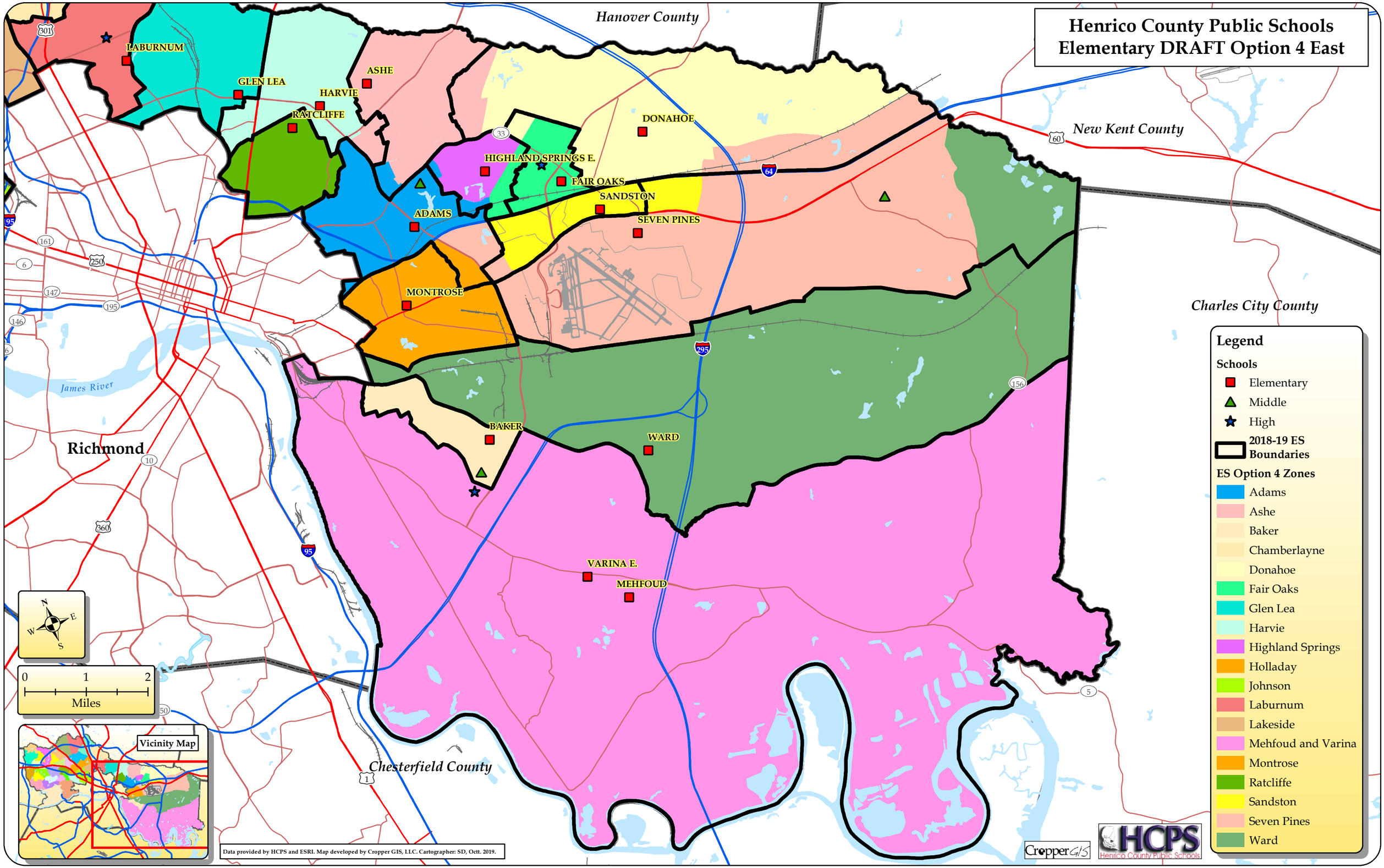

Henrico County Public Schools
Elementary DRAFT Option 5 West

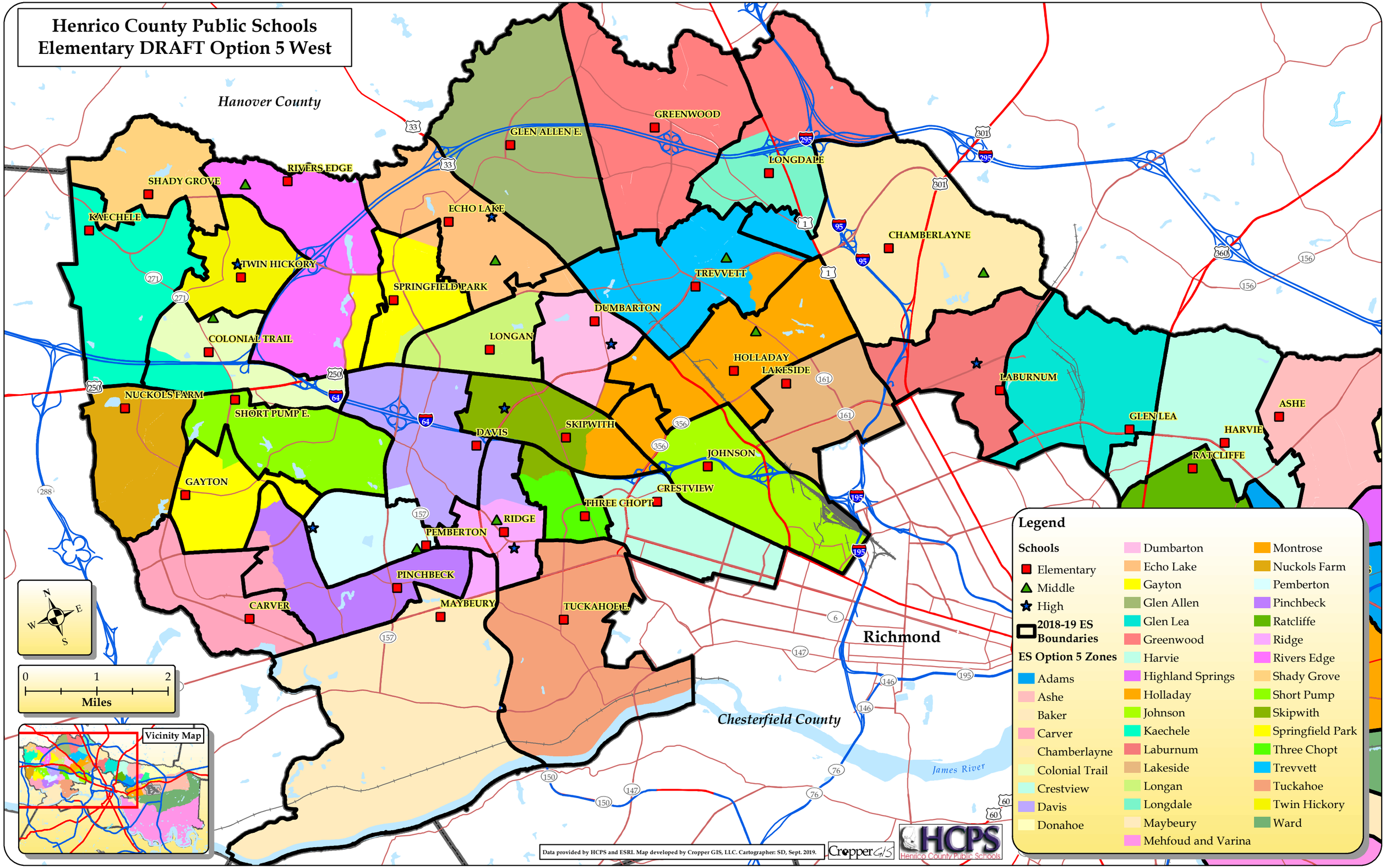

Henrico County Public Schools
Elementary DRAFT Option 5 East

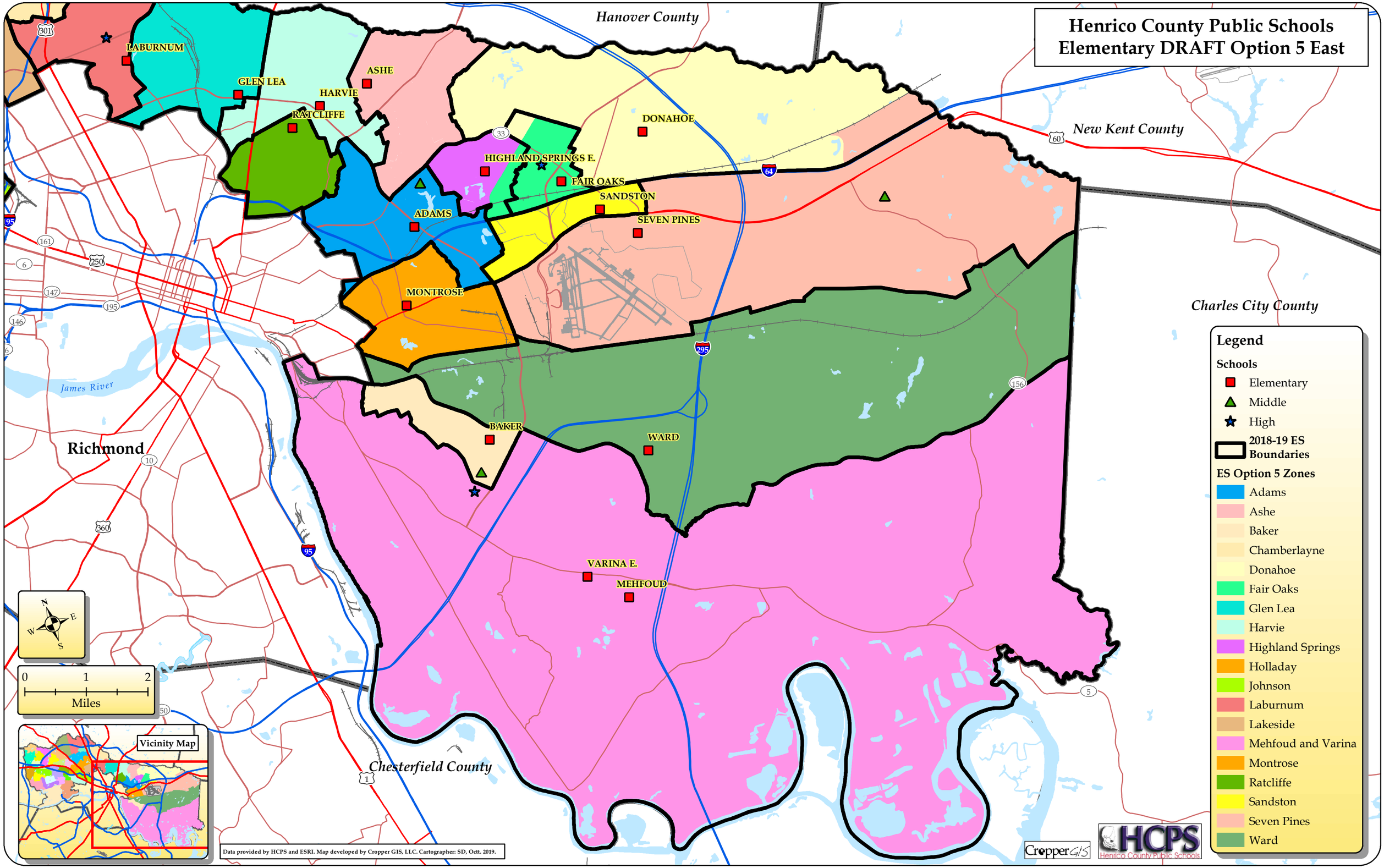

Henrico County Public Schools
Elementary DRAFT Option 6 West

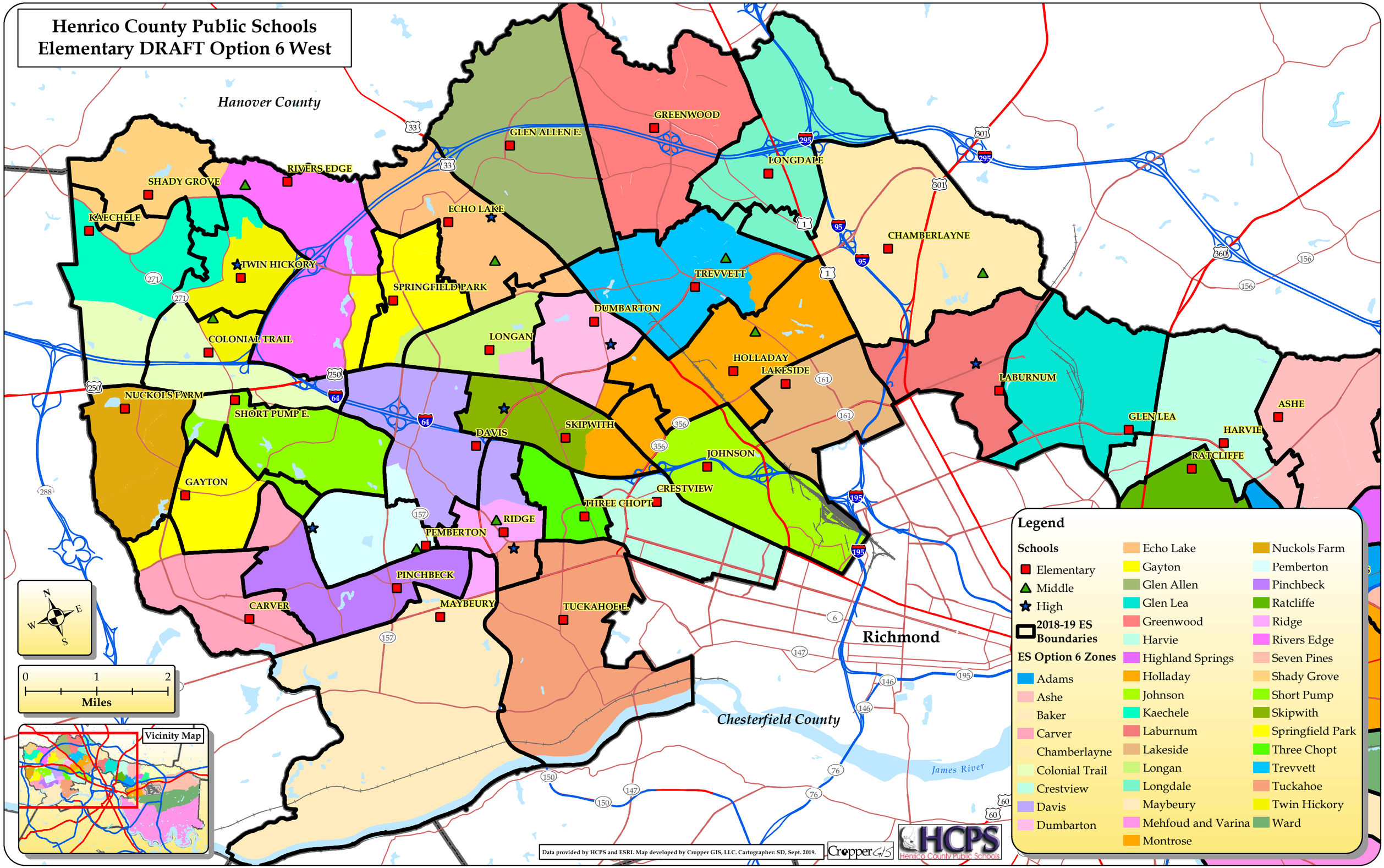

Henrico County Public Schools
Elementary DRAFT Option 6 East

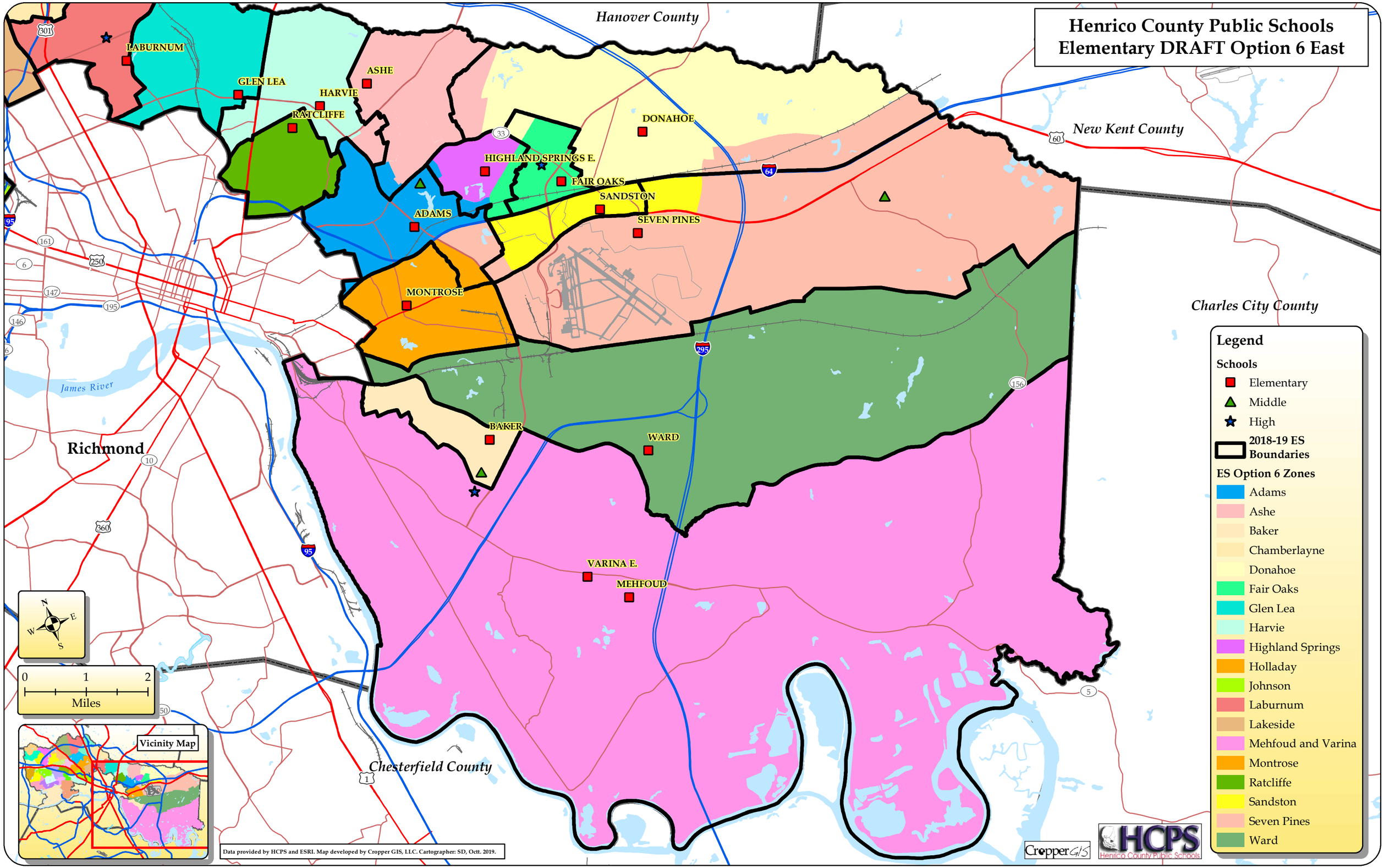

Henrico County Public Schools
Middle School DRAFT Option 1 West

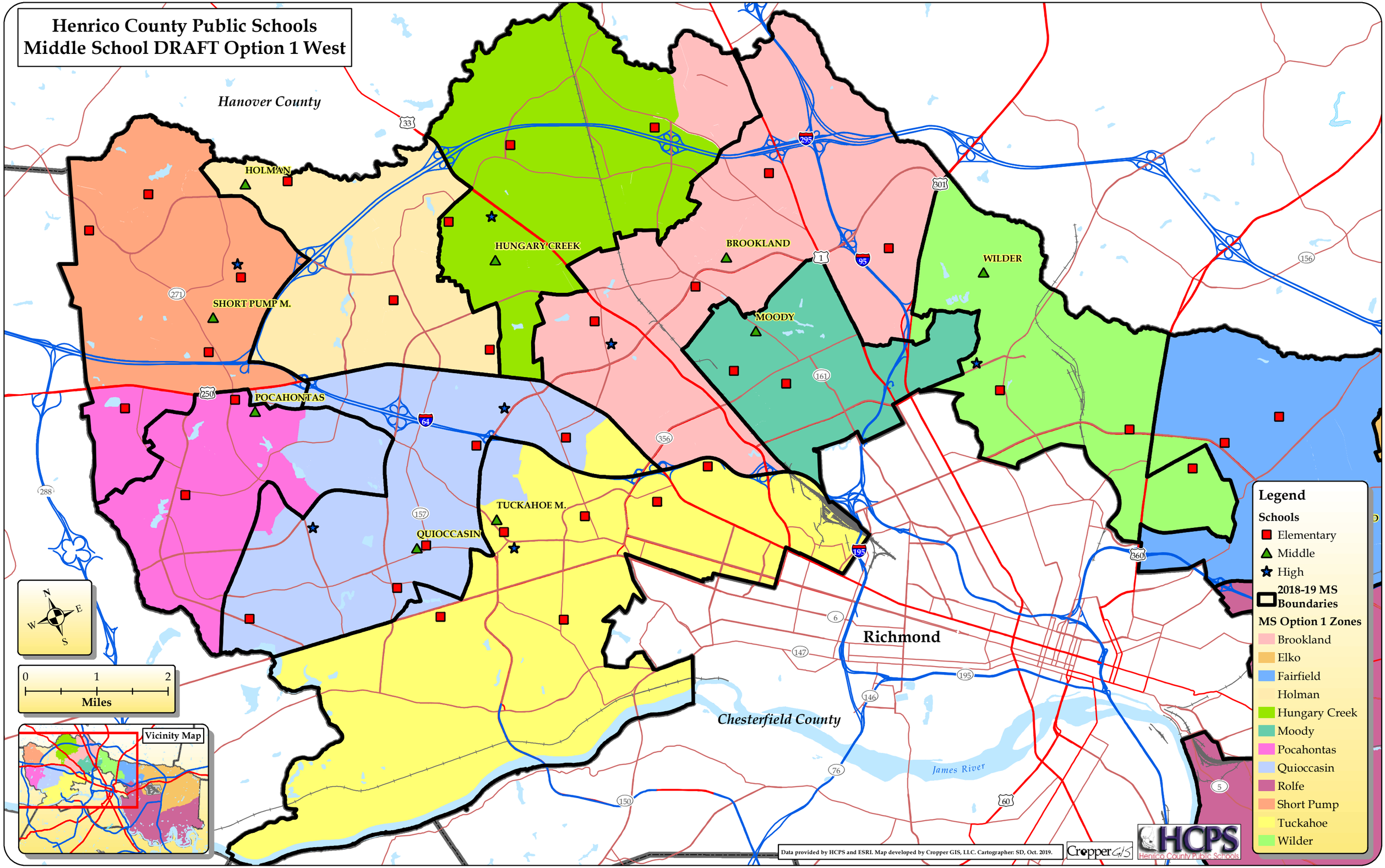

Henrico County Public Schools
Middle School DRAFT Option 1 East

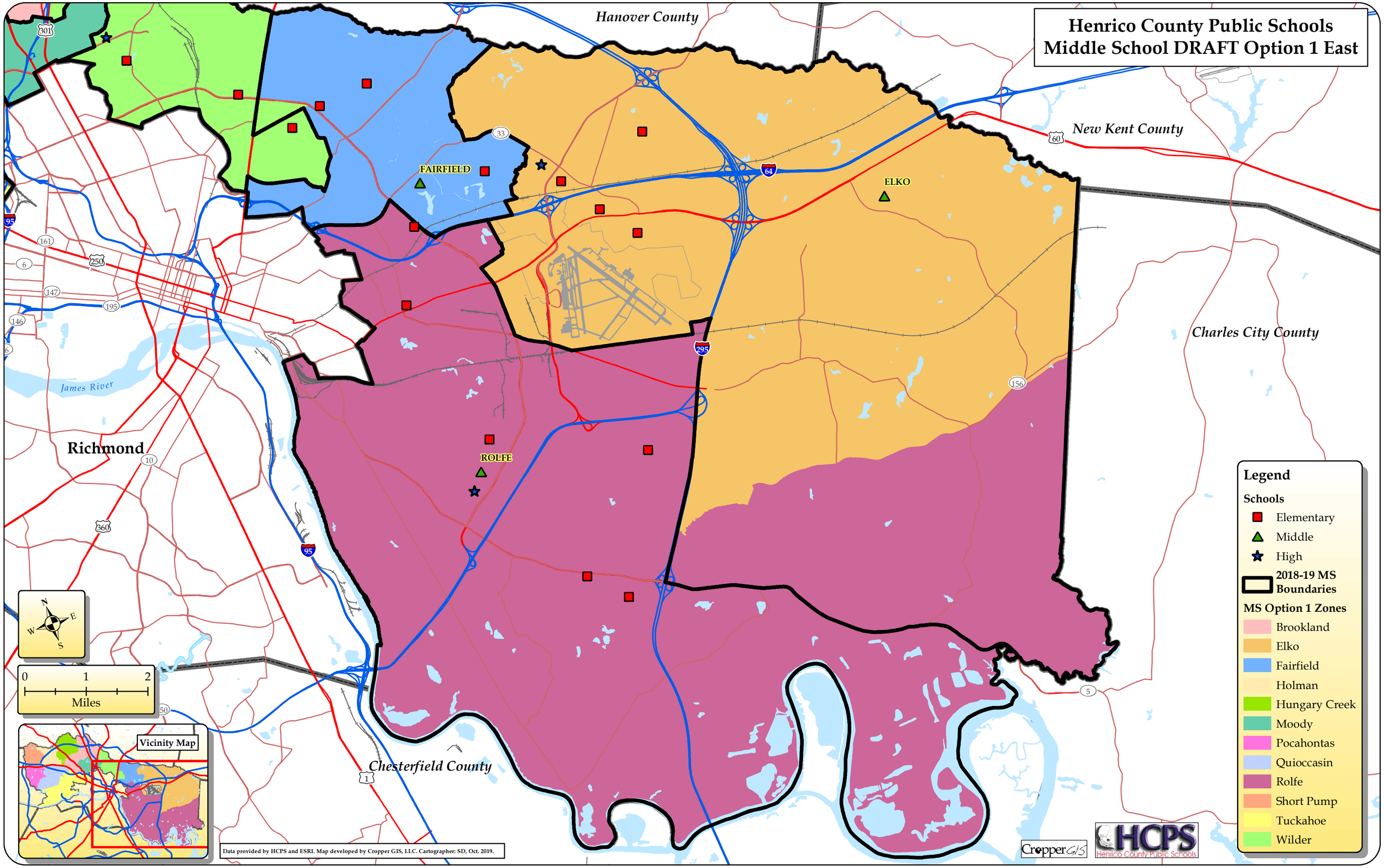

Henrico County Public Schools
Middle School DRAFT Option 2 West

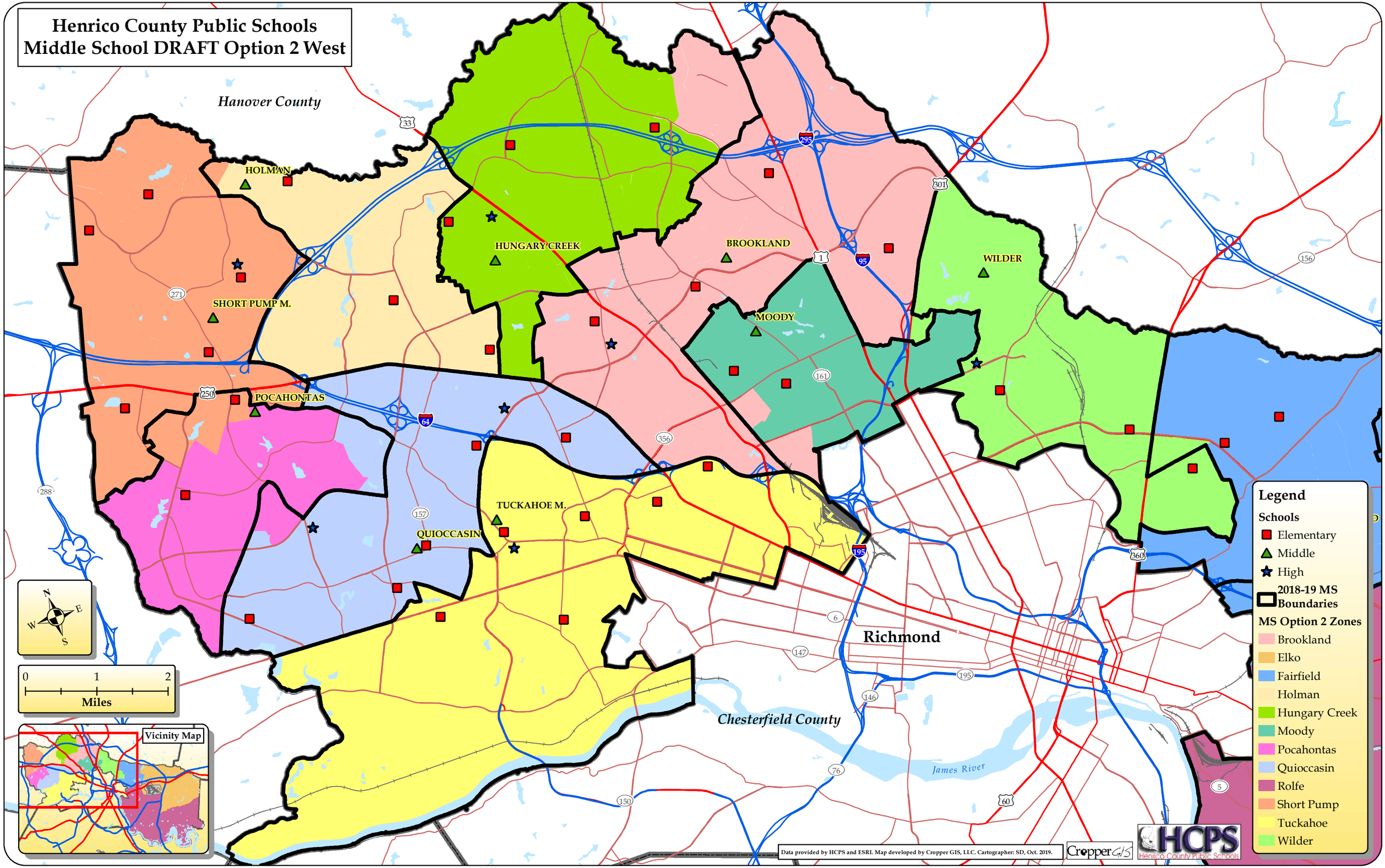

Henrico County Public Schools
Middle School DRAFT Option 2 East

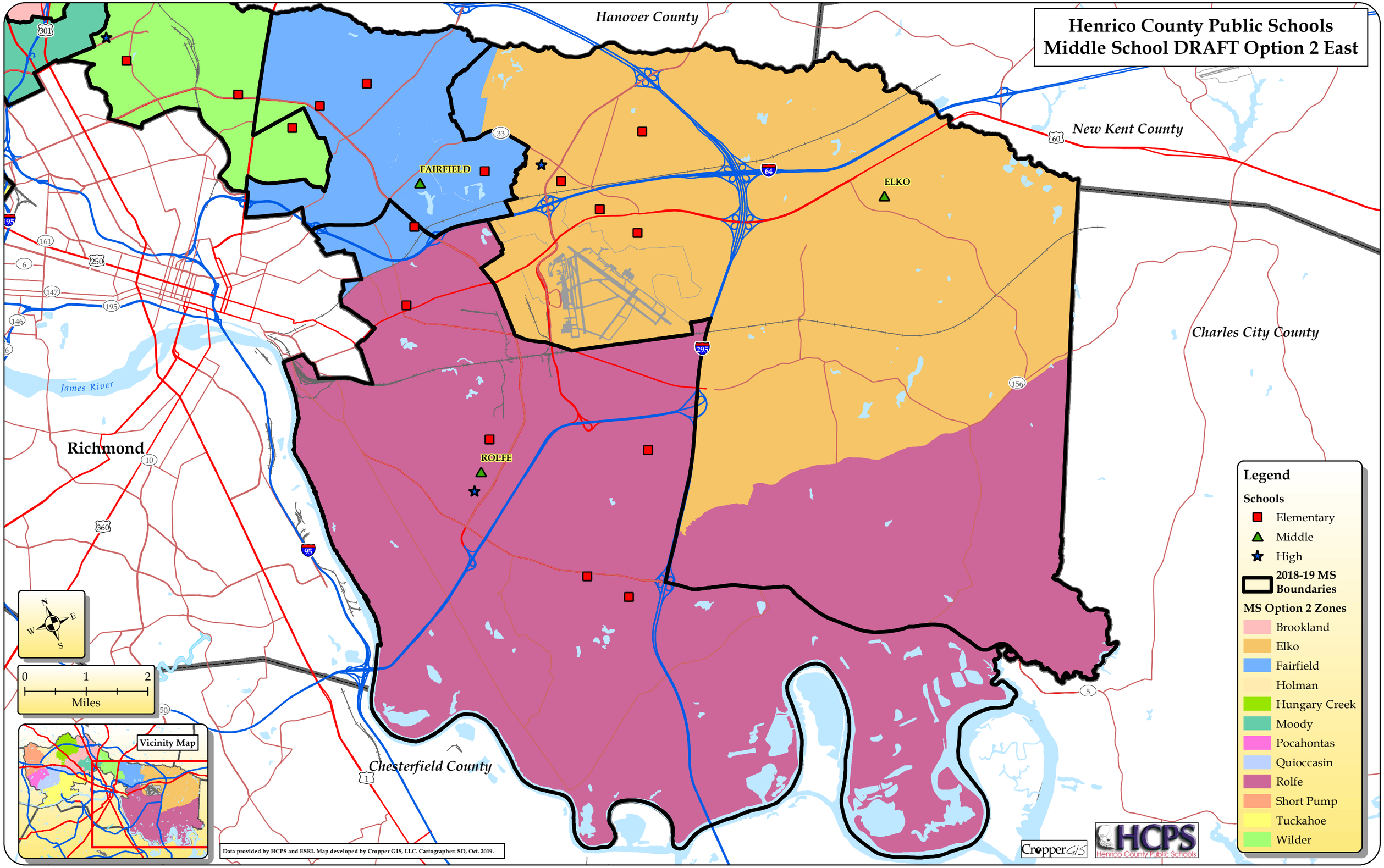

Henrico County Public Schools
Middle School DRAFT Option 3 West

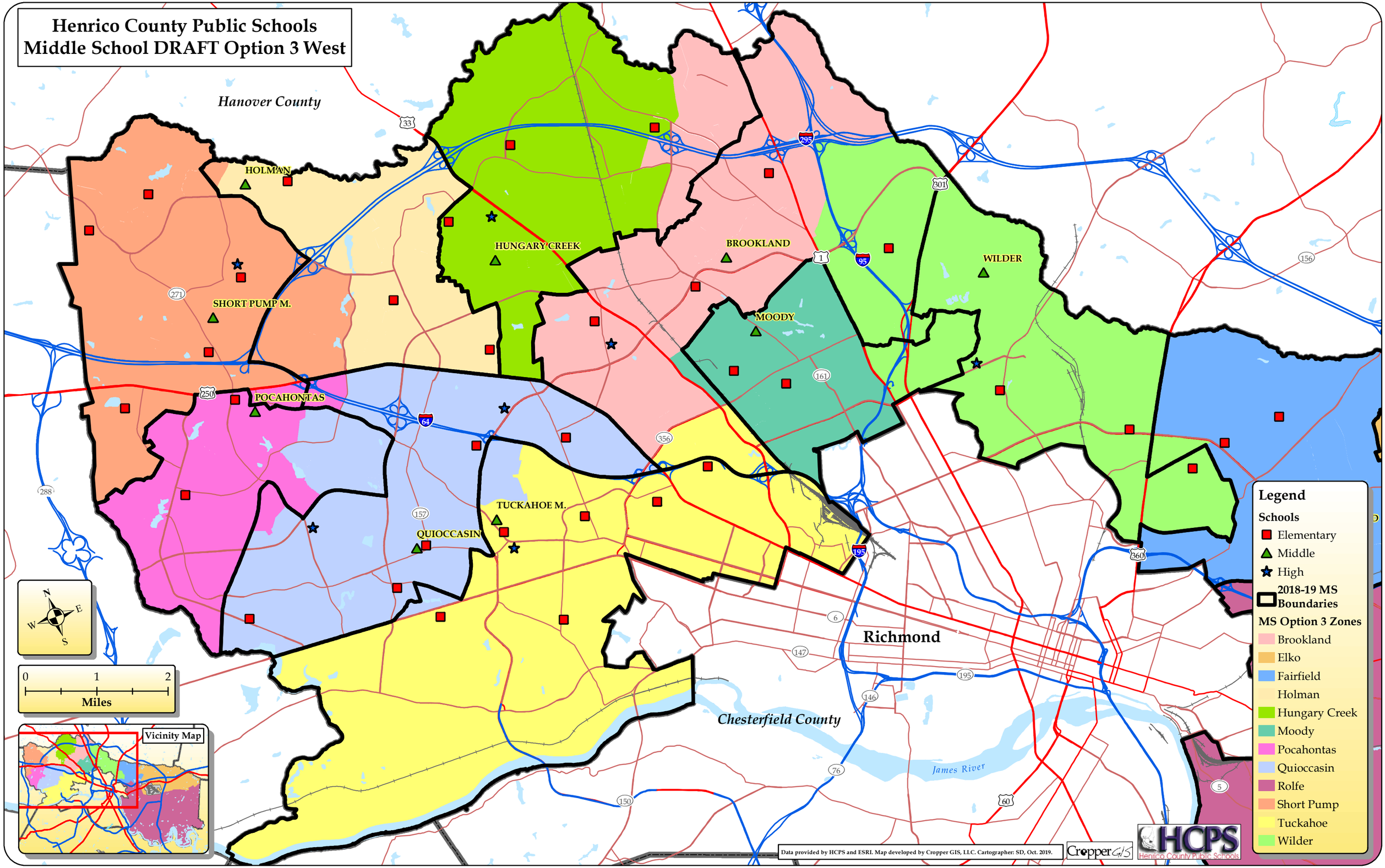

Henrico County Public Schools
Middle School DRAFT Option 3 East

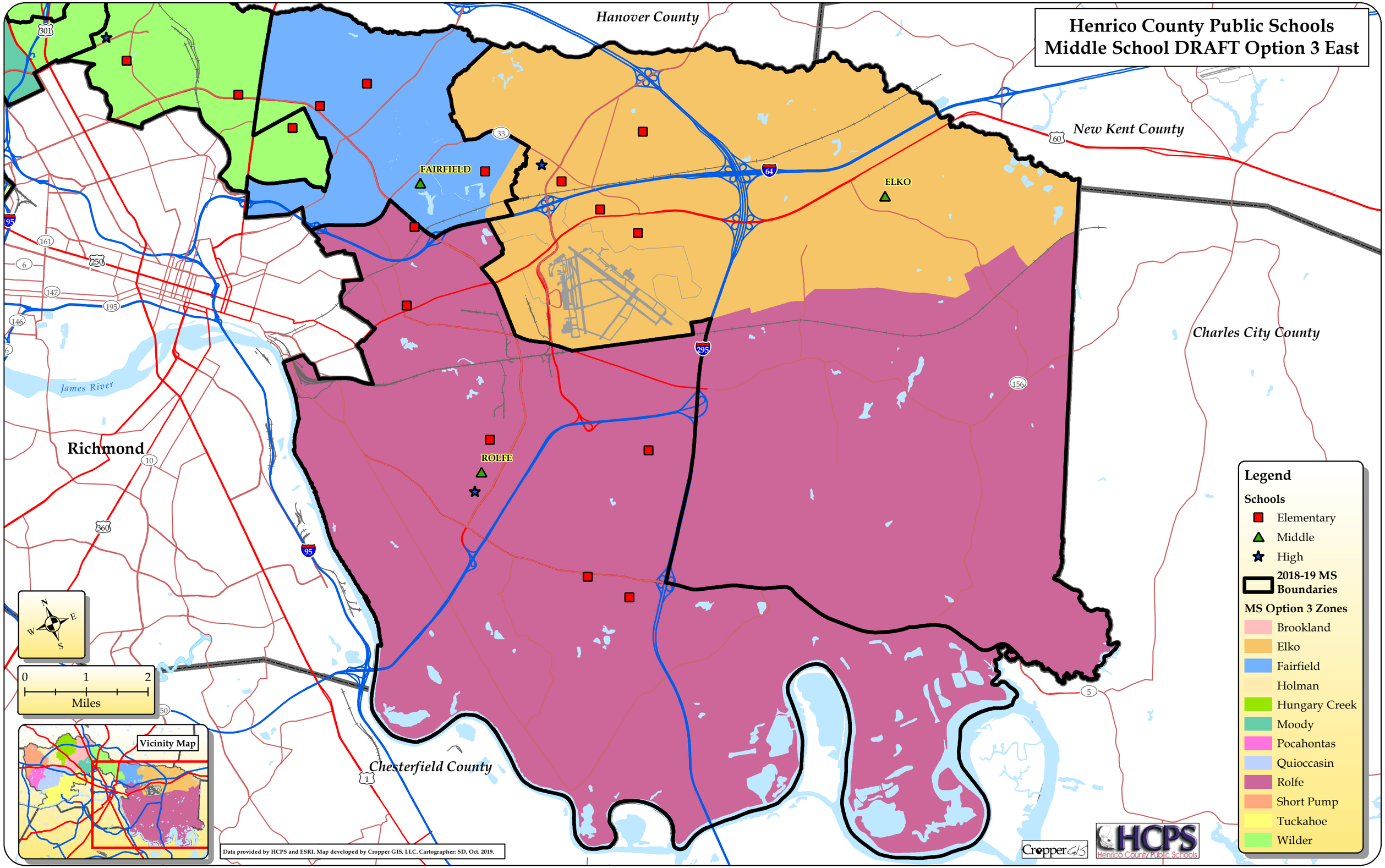

Henrico County Public Schools
Middle School DRAFT Option 4 West

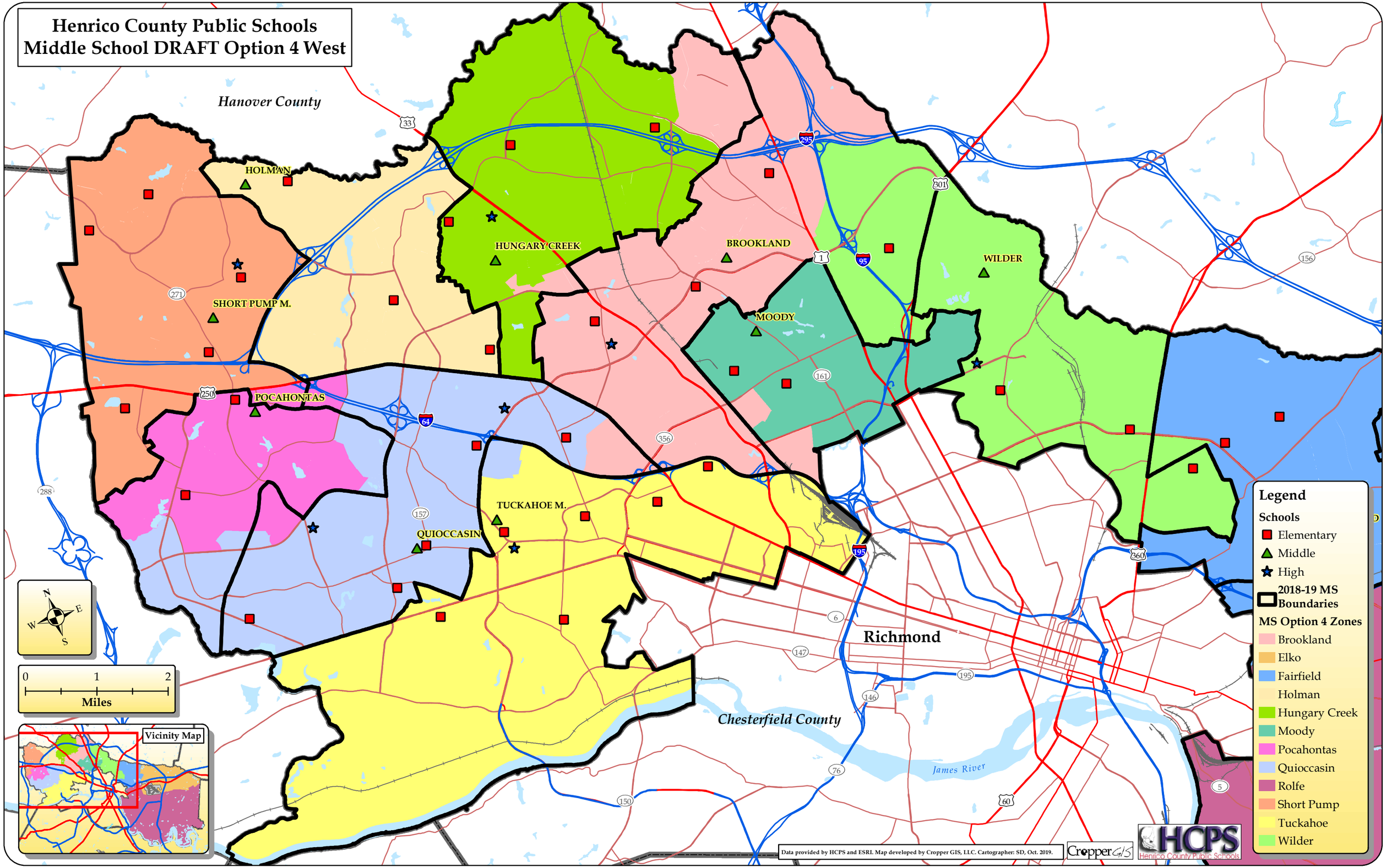

Henrico County Public Schools
Middle School DRAFT Option 4 East

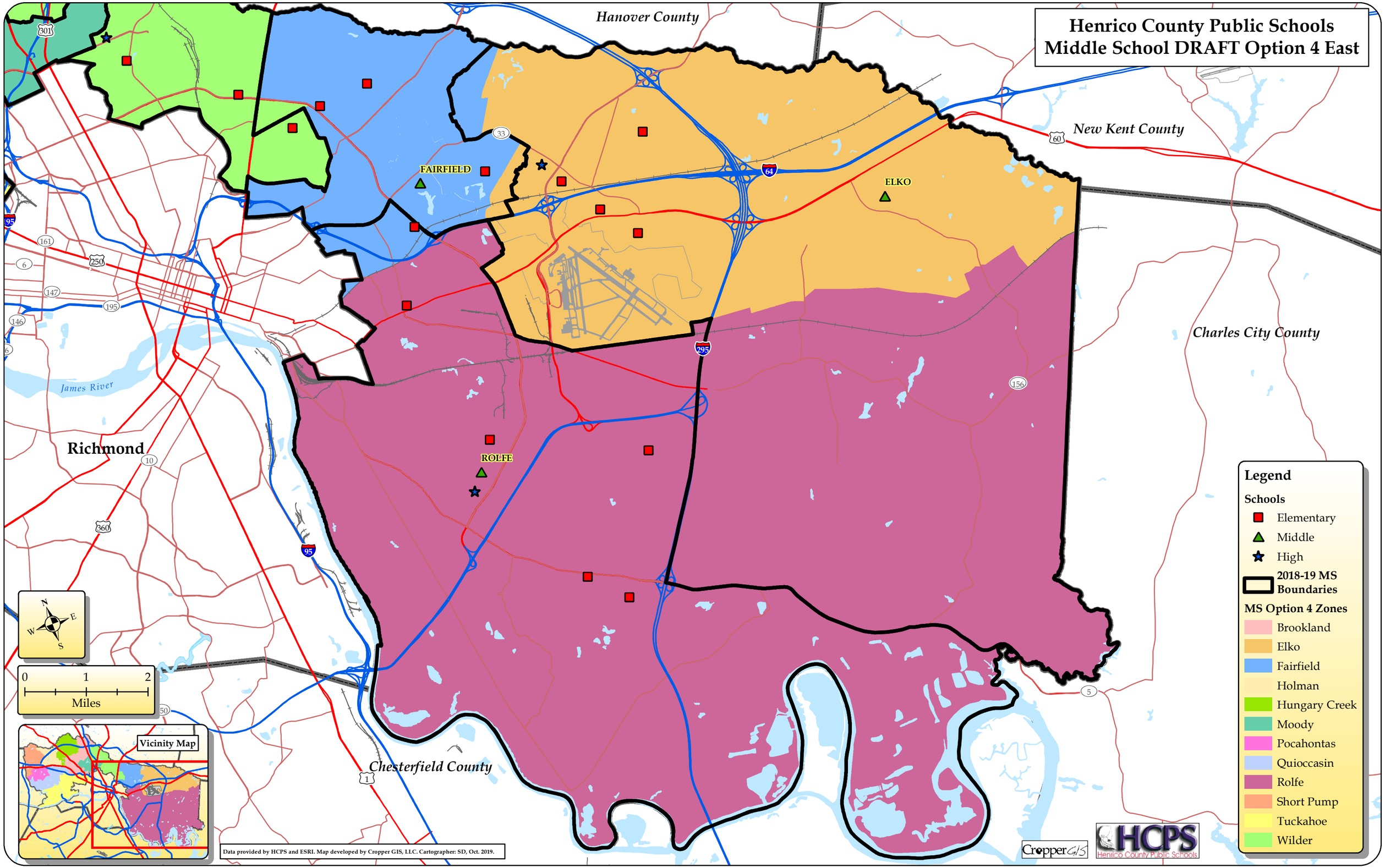

Henrico County Public Schools
Middle School DRAFT Option 5 West

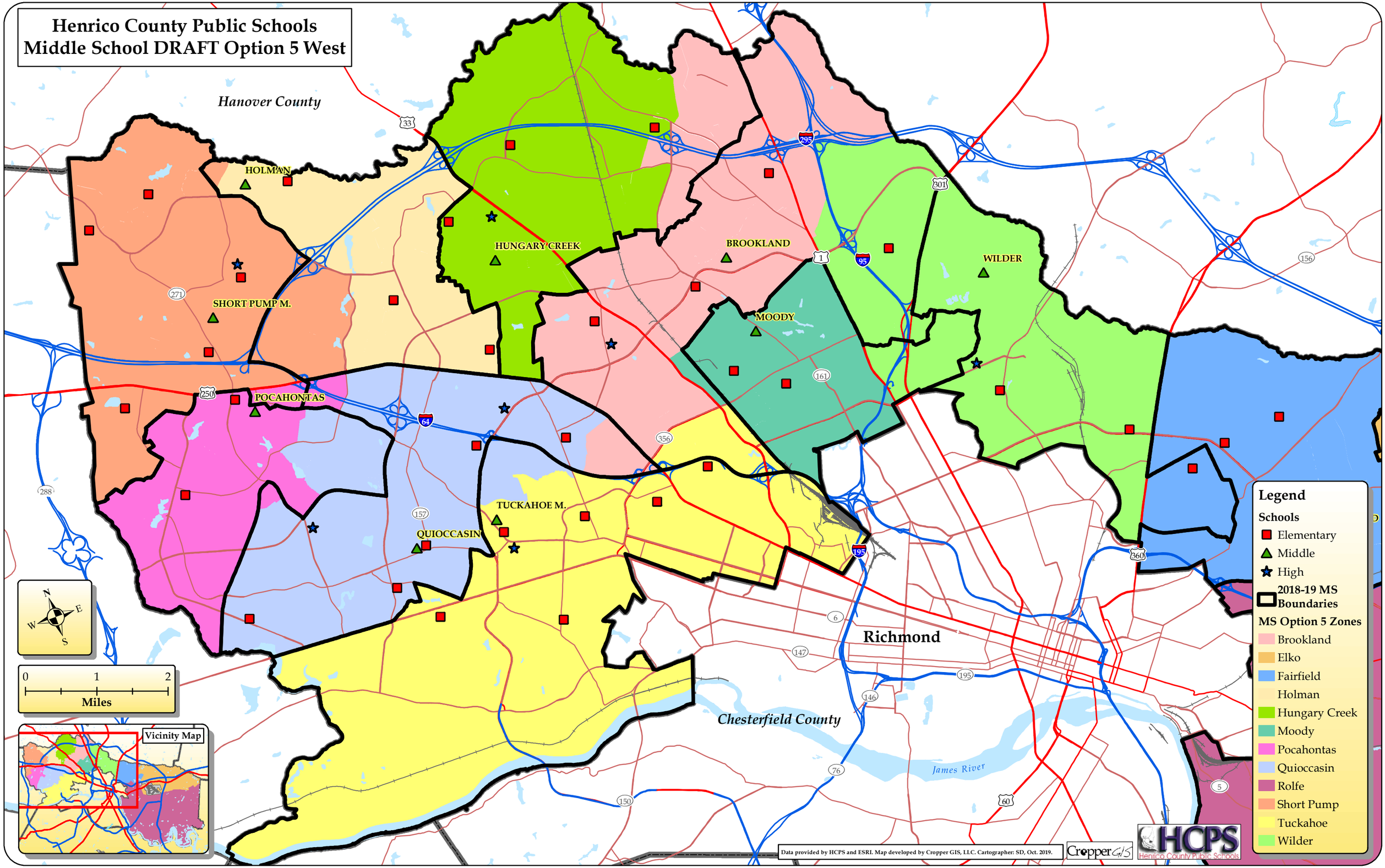

Henrico County Public Schools
Middle School DRAFT Option 5 East

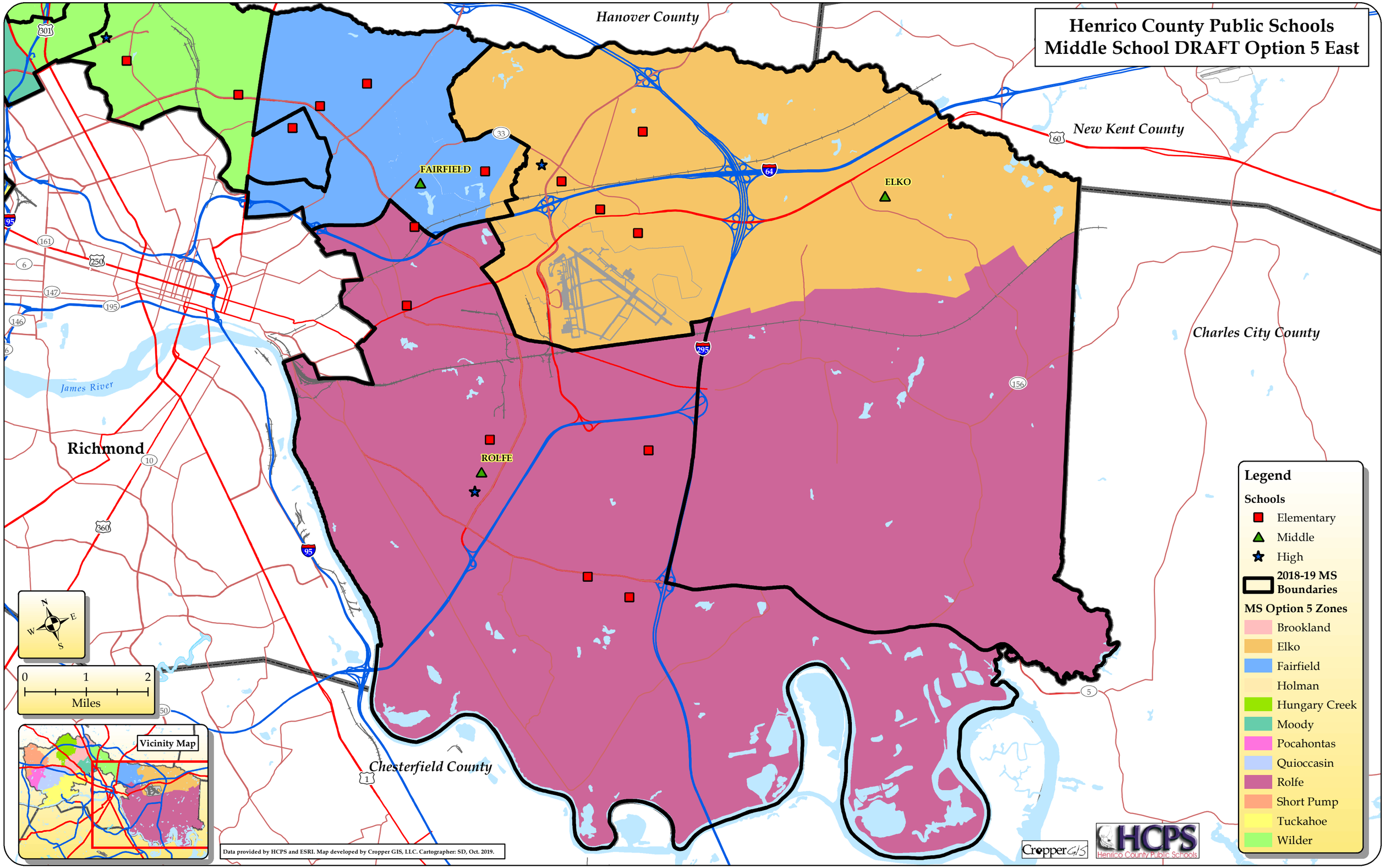

Henrico County Public Schools
Middle School DRAFT Option 6 West

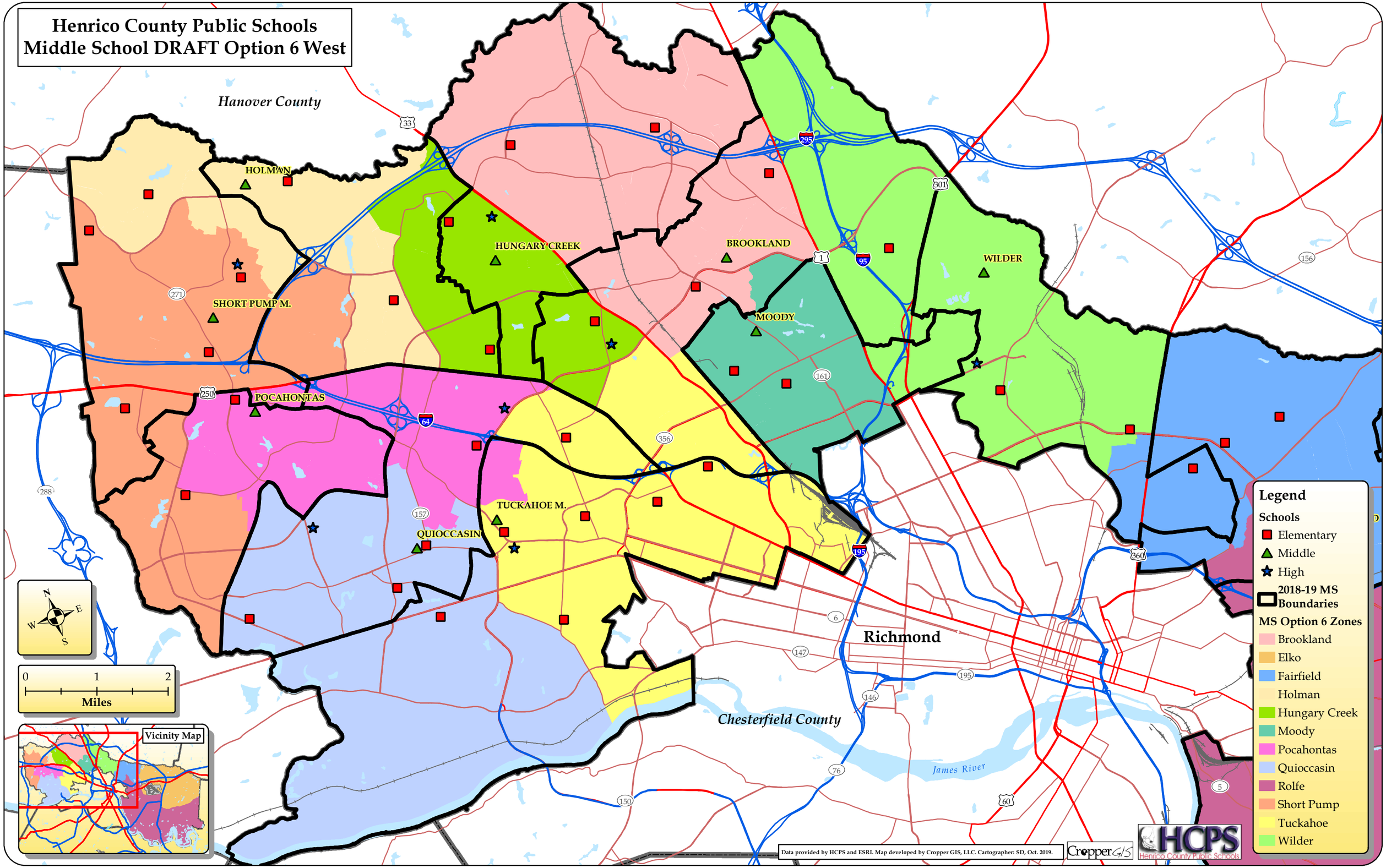

Henrico County Public Schools
Middle School DRAFT Option 6 East

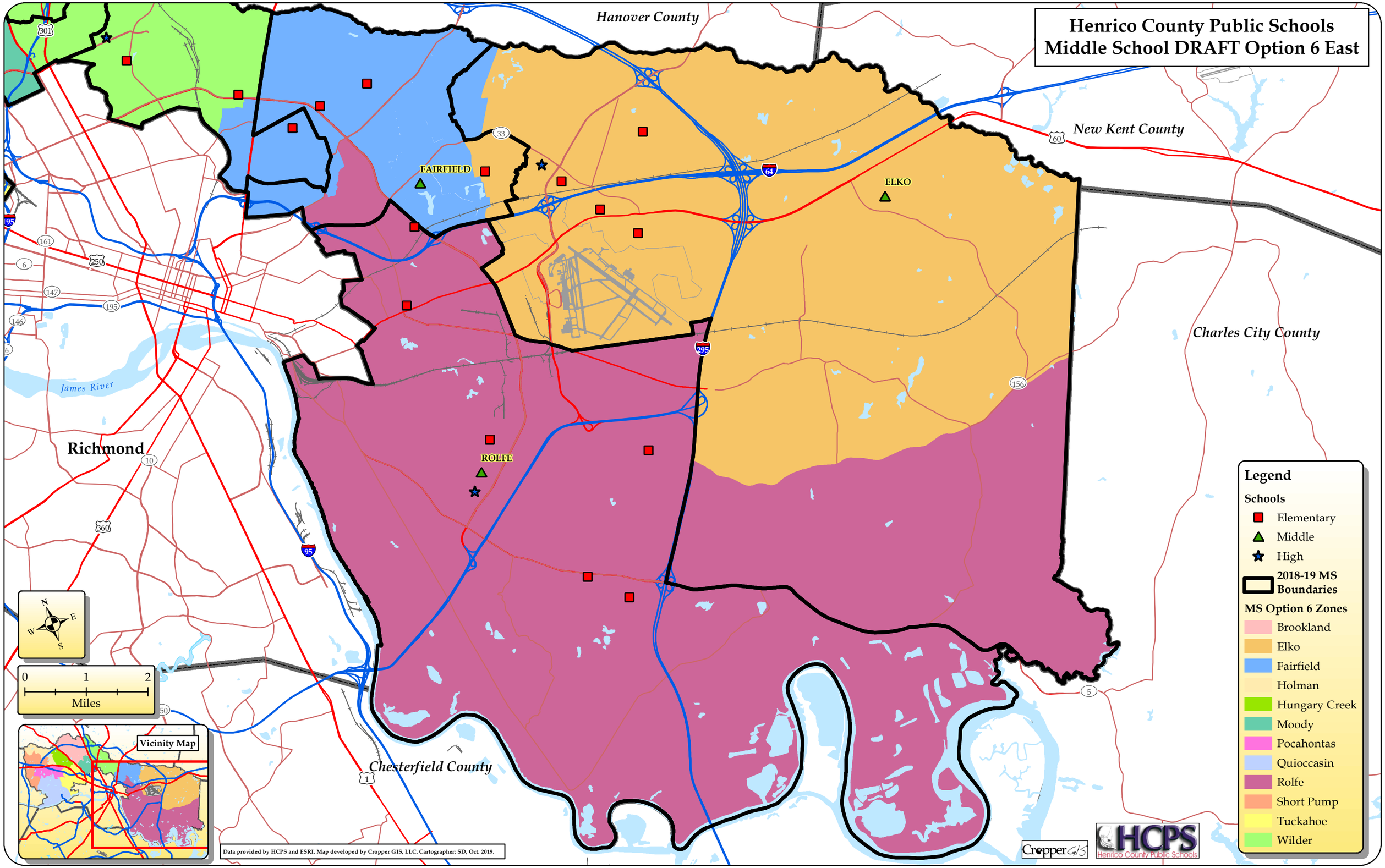

Henrico County Public Schools
High School DRAFT Option 1 West

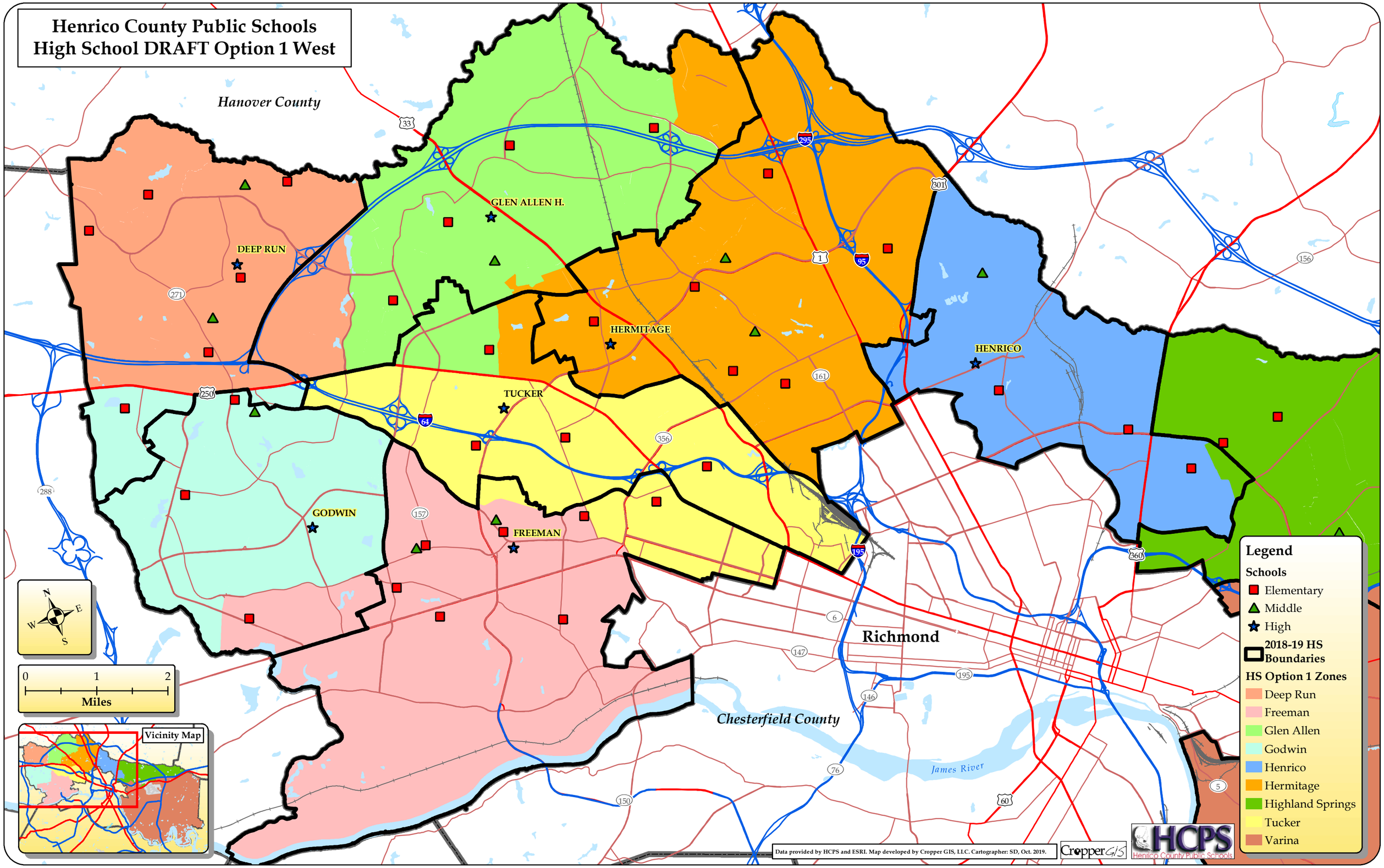

Henrico County Public Schools
High School DRAFT Option 1 East

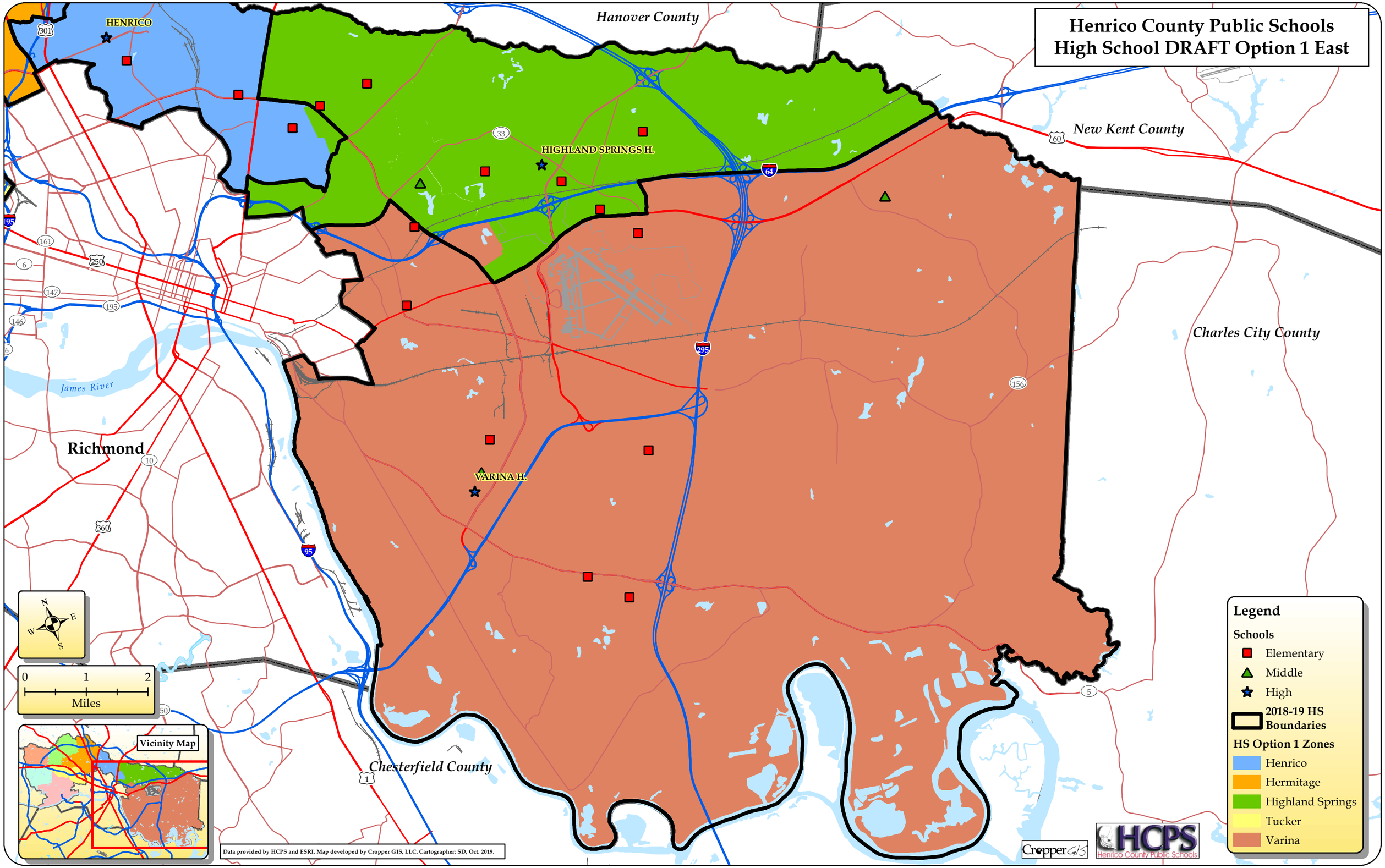

Henrico County Public Schools
High School DRAFT Option 2 West

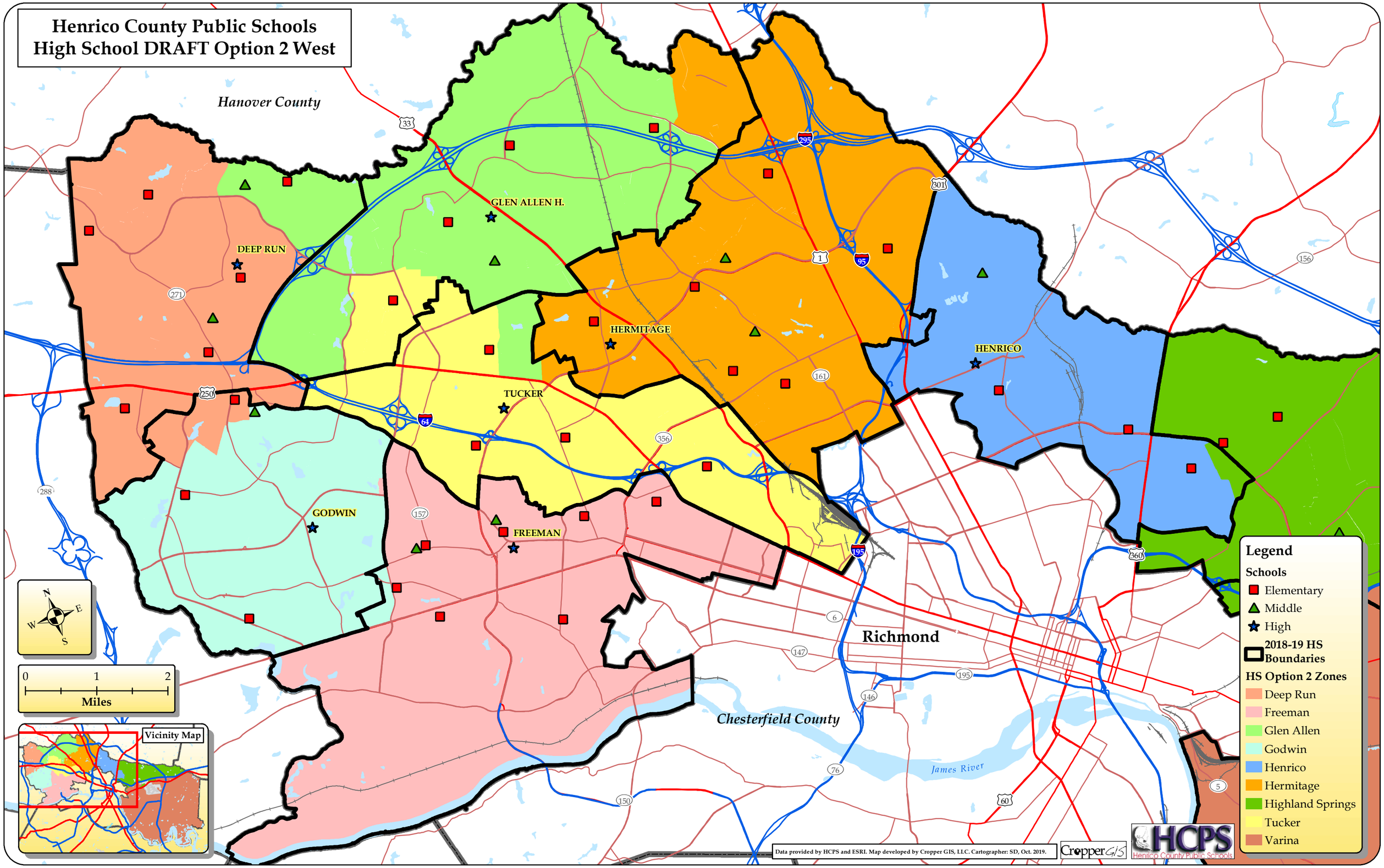

Henrico County Public Schools
High School DRAFT Option 2 East

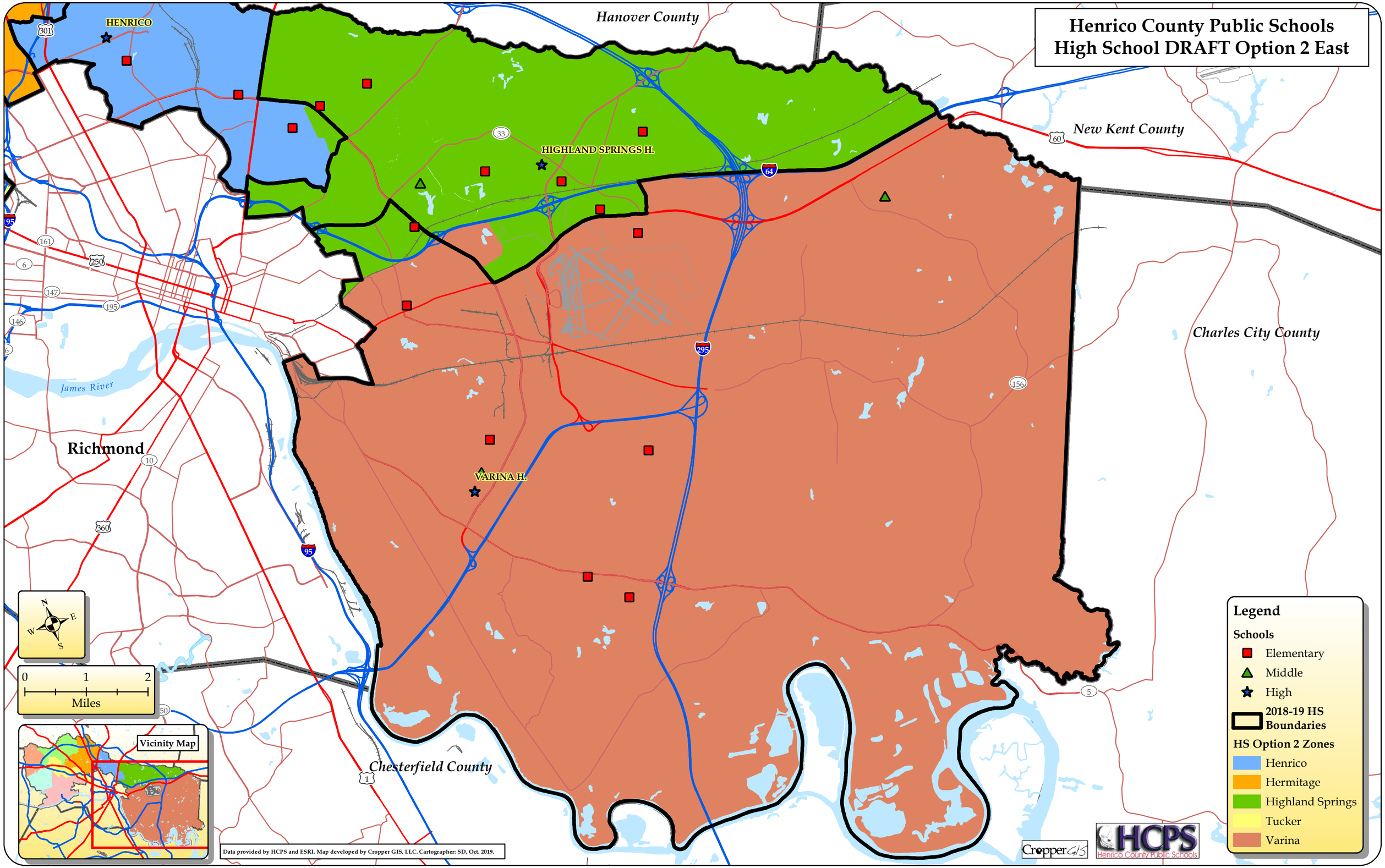

Henrico County Public Schools
High School DRAFT Option 3 West

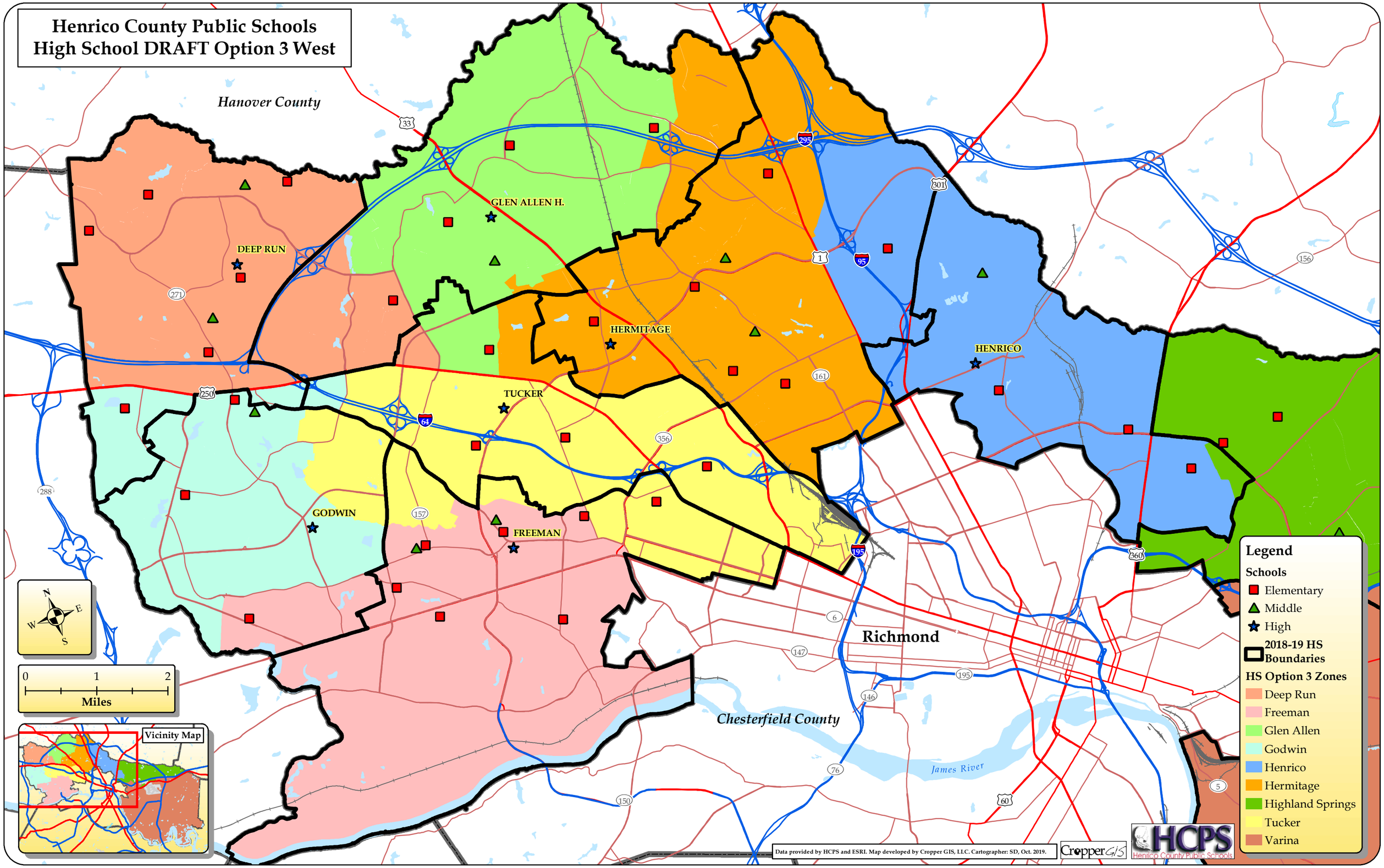

Henrico County Public Schools
High School DRAFT Option 3 East

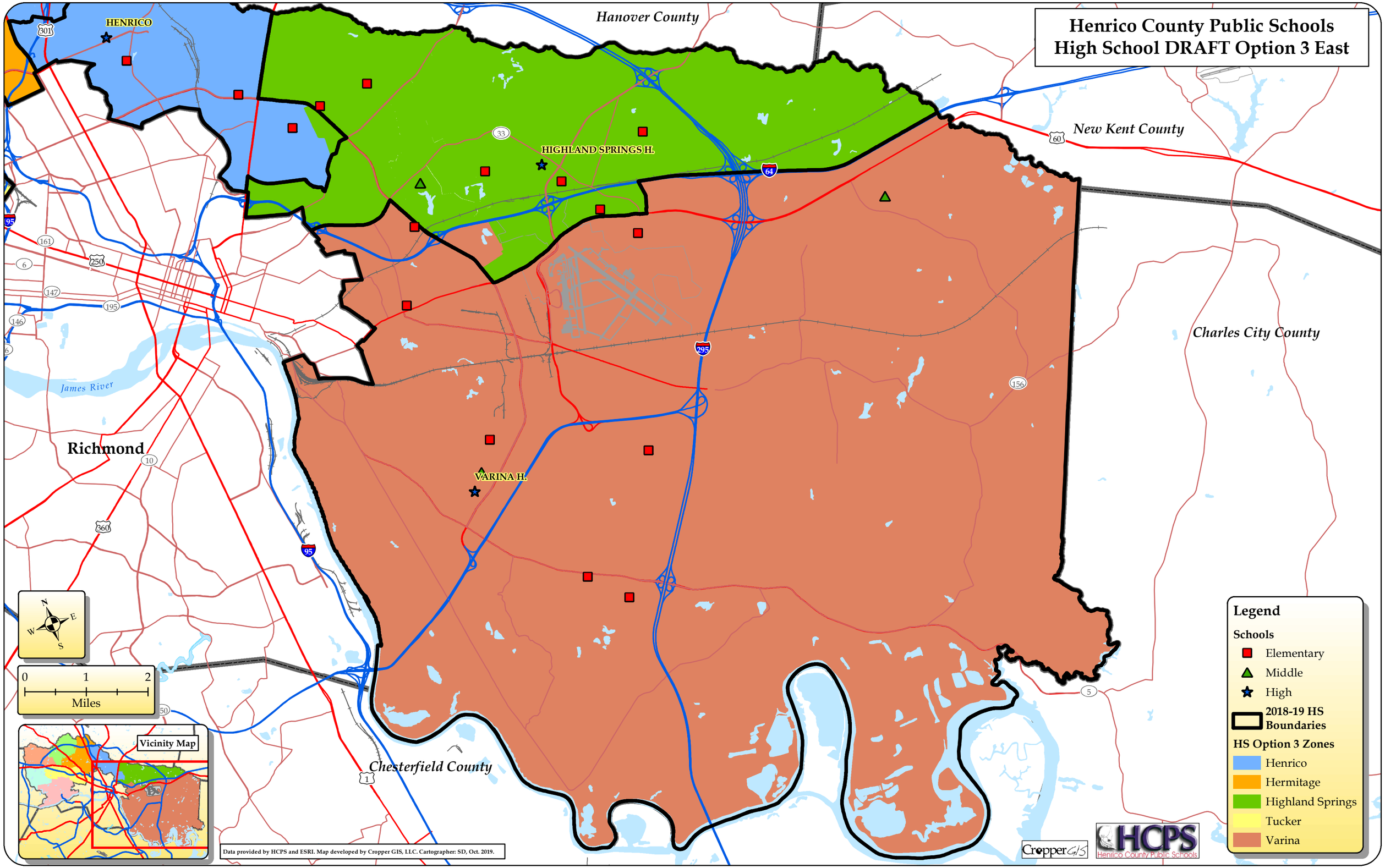

Henrico County Public Schools
High School DRAFT Option 4 West

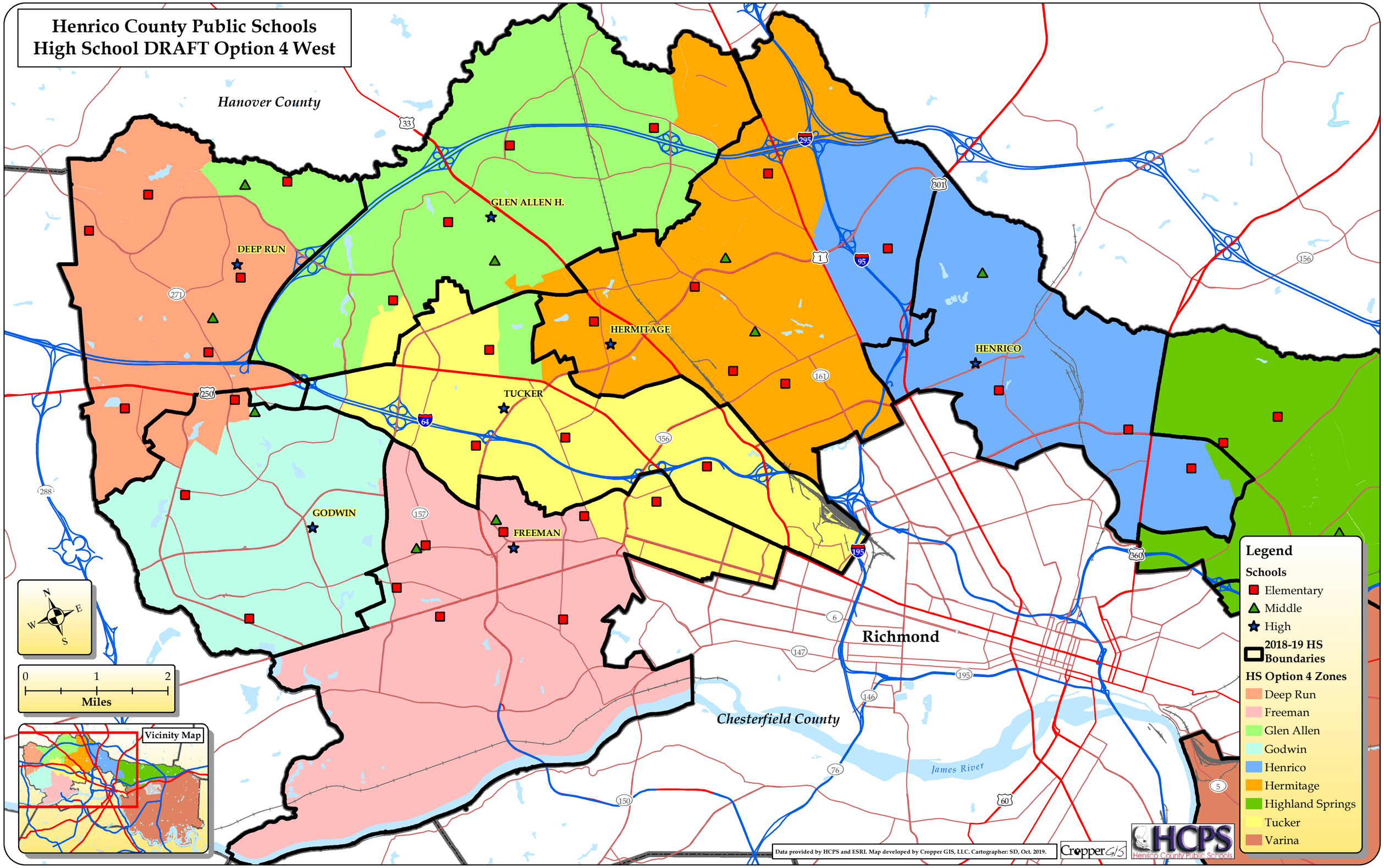

Henrico County Public Schools
High School DRAFT Option 4 East

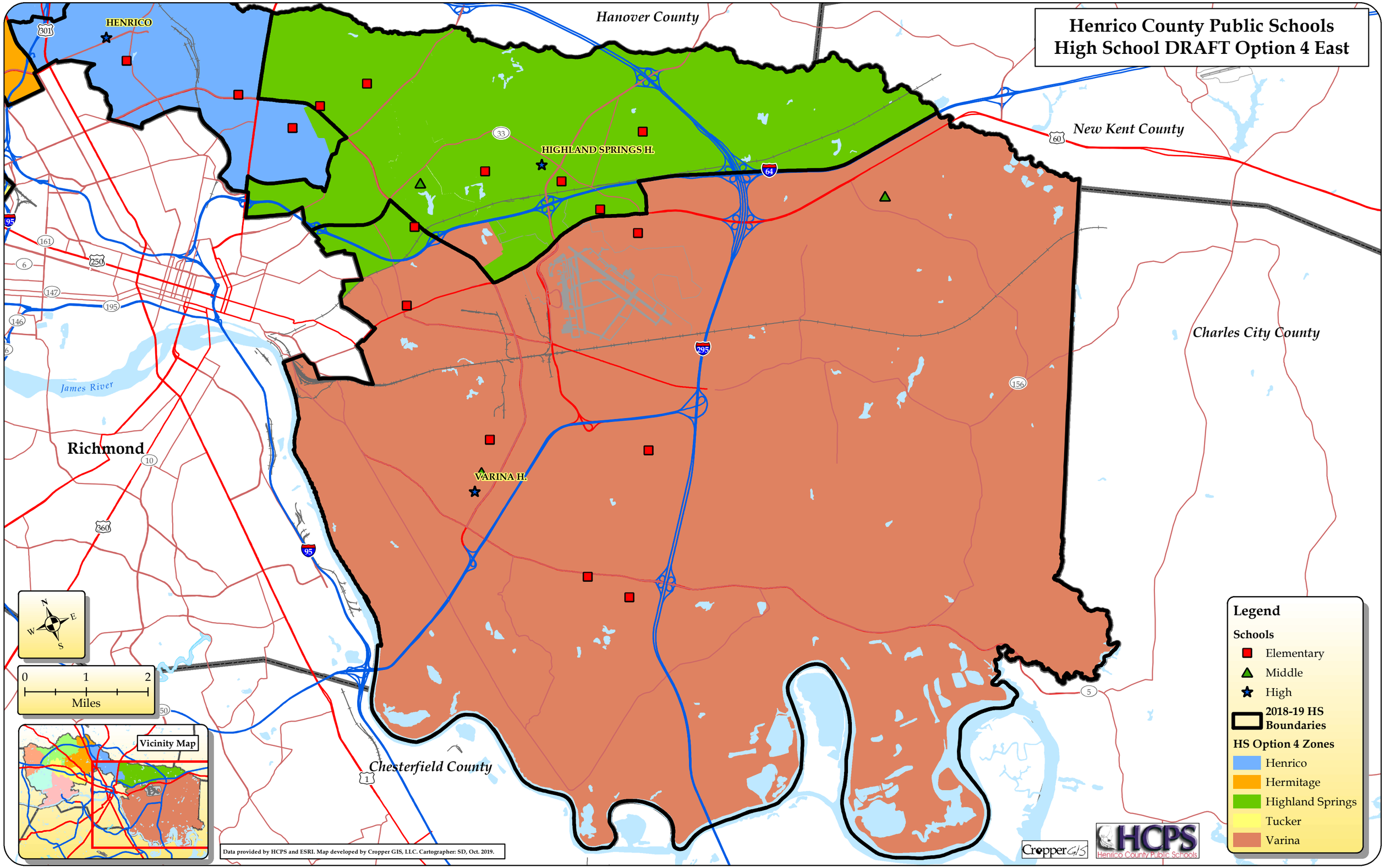

Henrico County Public Schools
High School DRAFT Option 5 West

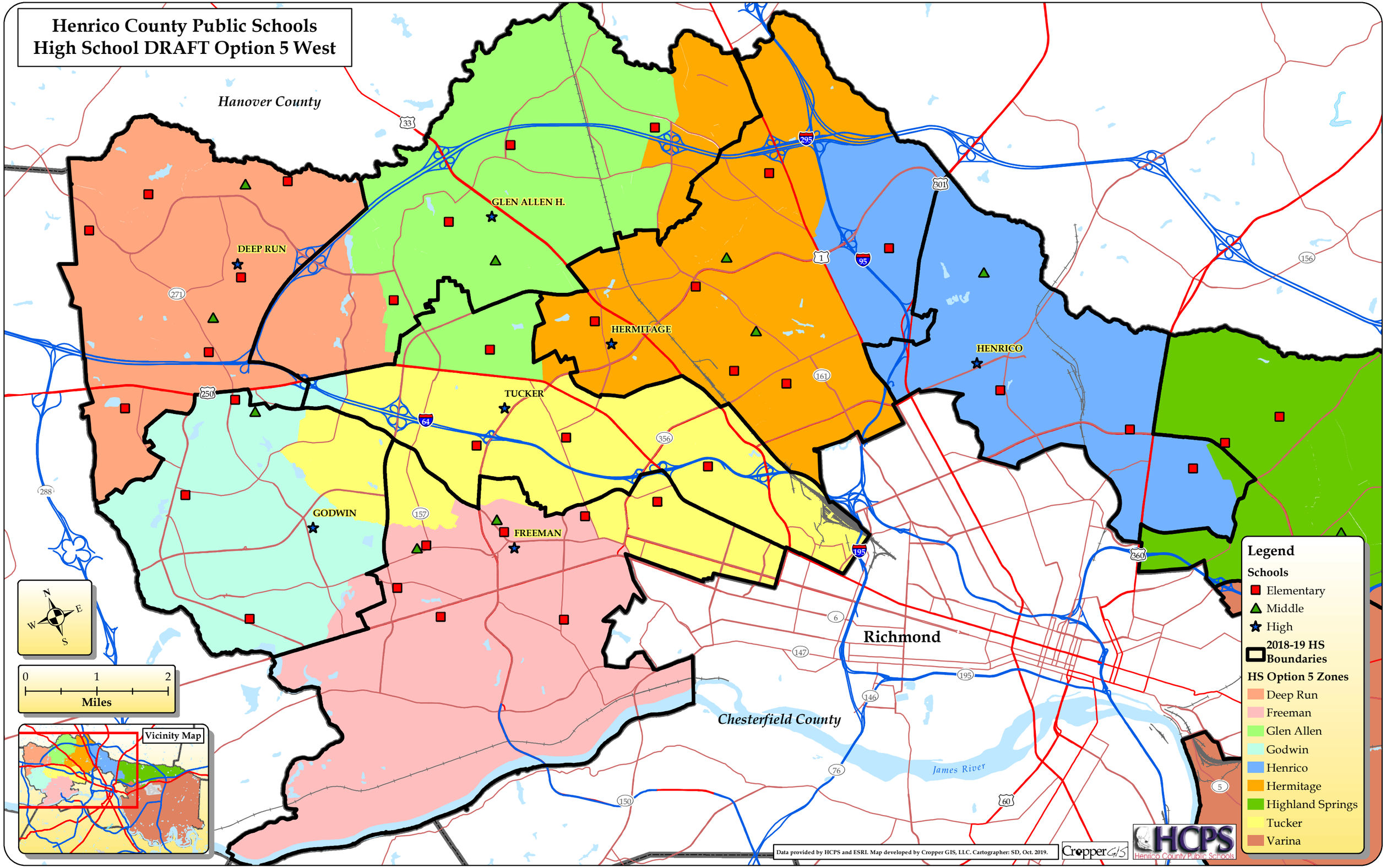

Henrico County Public Schools
High School DRAFT Option 5 East

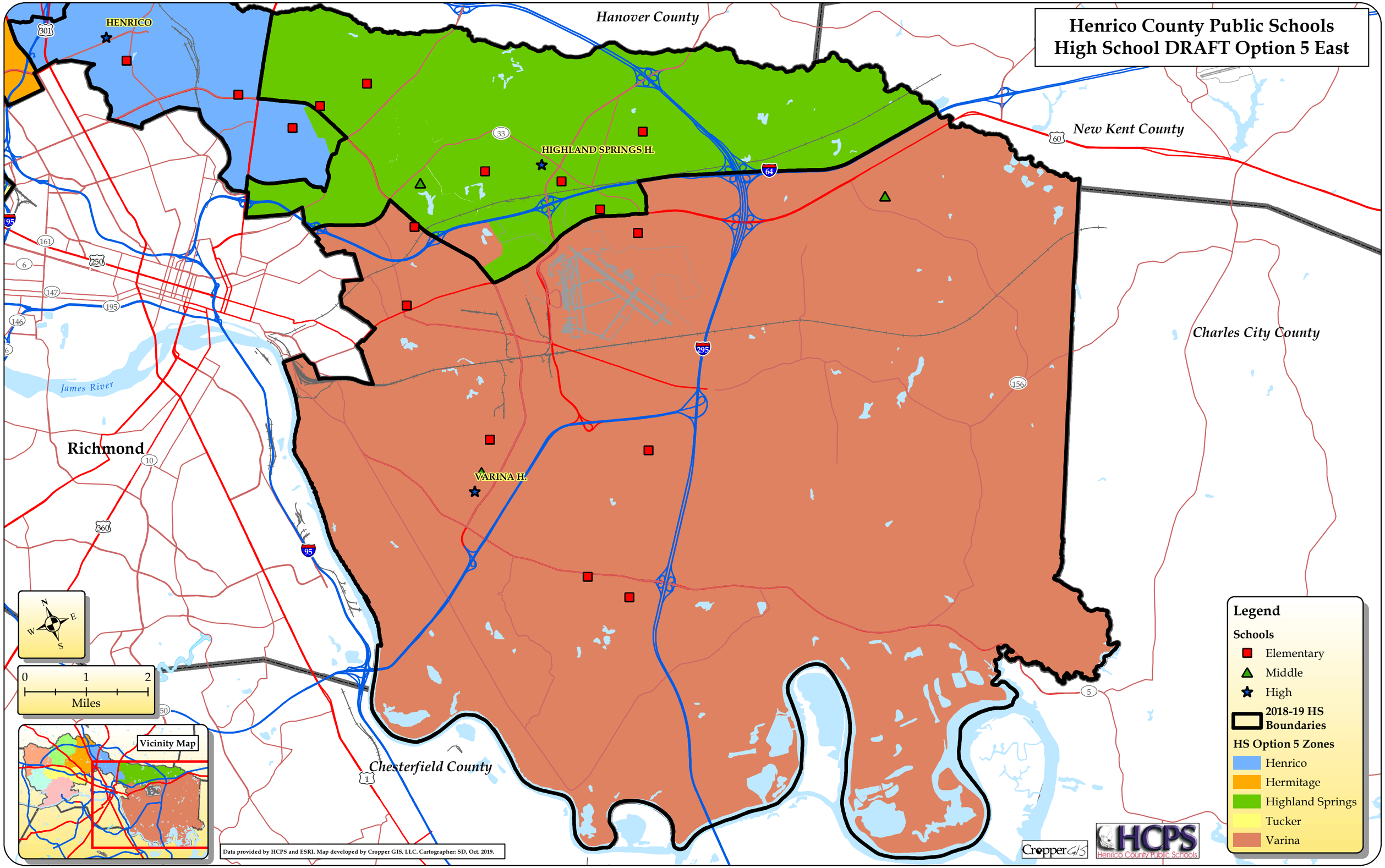

Henrico County Public Schools
High School DRAFT Option 6 West

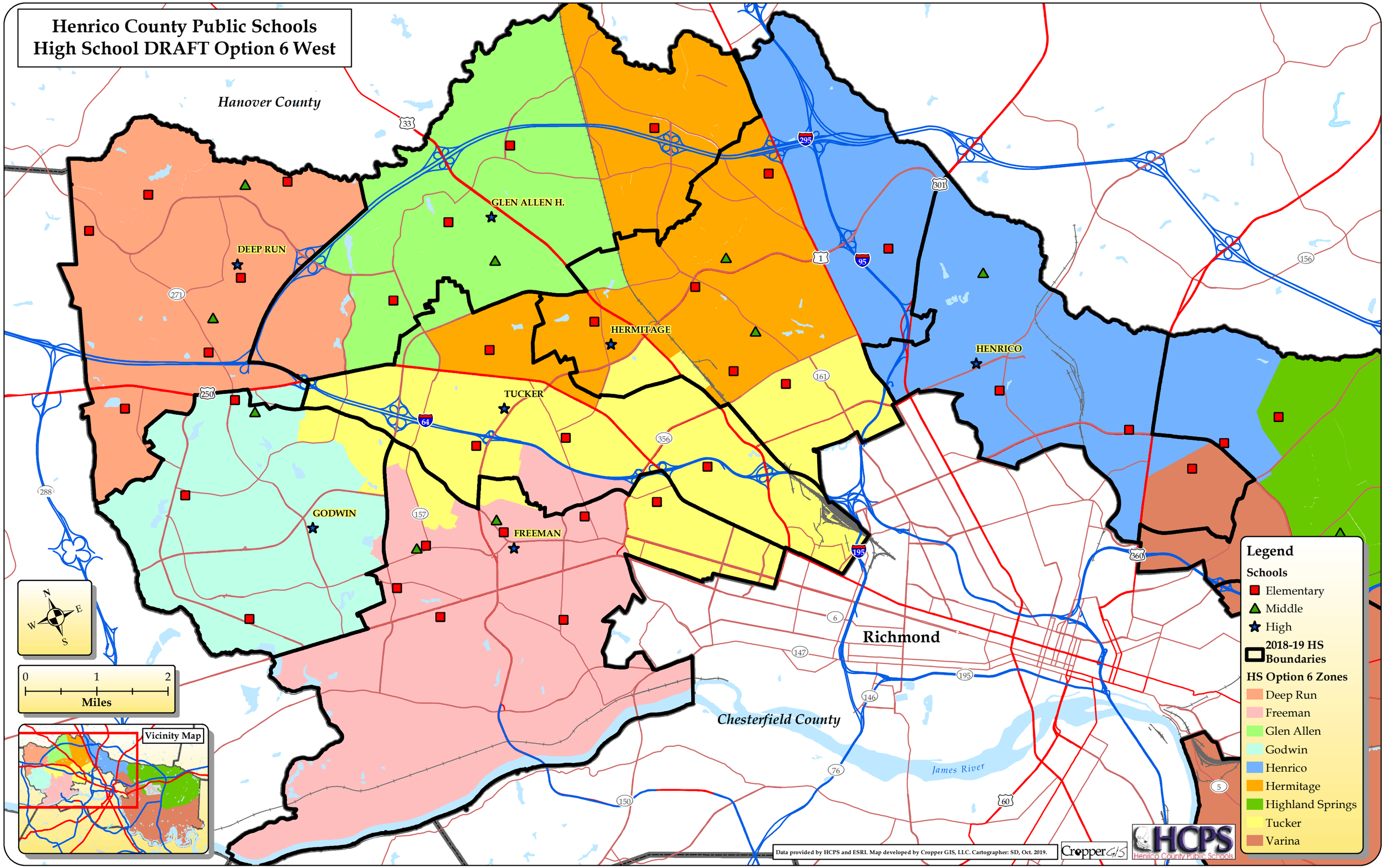
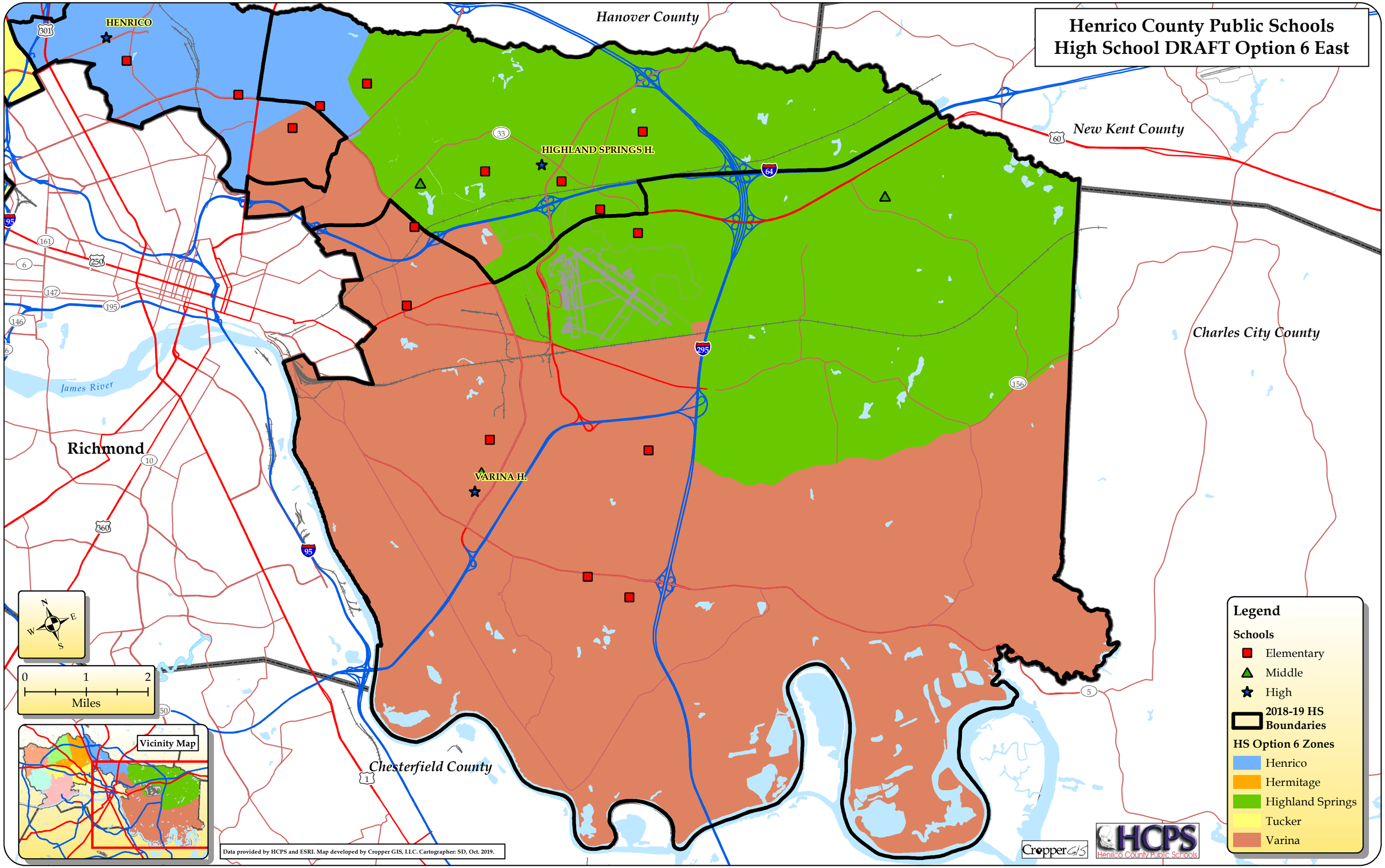
Henrico County Public Schools
High School DRAFT Option 6 East