


Balance school facility utilization

Make every effort to have equitable utilization (where possible) across the district and in accordance with school capacities and funded allotment ratios in accordance with state law. Make efficient use of available space.



Minimize impact on students

Attempt to minimize the number of students impacted when making boundary adjustments.




Account for future growth

Allow for increasing attendance in high growth areas.



Account for economic, cultural, and ethnic diversity

Ensure schools are inclusionary and not adversely affected by redistricting decisions.



Close proximity

Students should be assigned to the school within closest proximity to their homes where possible.




Make every effort to establish contiguous zones

Avoid creating zones that are not connected to the primary attendance zone, where possible.

Maximize busing efficiencies in transportation of students

Make every effort to account for transportation (school bus and car rider), parent commuting patterns, balance busing travel times, and cost.



Use major roads and natural boundaries wherever possible to define attendance zones

Minimize the number of students who need to cross major roads and other barriers to maximize the safety and security of students and optimize transportation efficiency by containing bus routes within natural boundaries wherever possible to avoid traffic delays and late arrivals.

